

the Survey Statistician

The Newsletter of the International Association of Survey Statisticians

No. 55

January 2007



International Statistical Institute



Institut International de Statistique

the Survey Statistician

The Newsletter of the International Association of Survey Statisticians

No. 55

January 2007



Editor

Steven G. Heeringa

Section Editors

John Kovar — Country Reports

James Lepkowski — Software Review

Anders Christianson — Ask the Experts

Production Editor

Gail Arnold

Circulation

Claude Olivier

Anne-Marie Vespa-Leyder

The Survey Statistician is published twice a year in English and French by the International Association of Survey Statisticians and distributed to all its members. Information for membership in the Association or change of address for current members should be addressed to:

Secrétariat de l'AISE/IASS
c/o INSEE-CEFIL
Att. Mme Claude Olivier
3, rue de la Cité
33500 Libourne - FRANCE
E-mail: claudes.olivier@insee.fr

Comments on the contents or suggestions for articles in *The Survey Statistician* should be sent via e-mail to sheering@isr.umich.edu or mailed to:

Steven Heeringa
Institute for Social Research
426 Thompson St., POB 1248
Ann Arbor, MI 48106-1248 - USA

In This Issue

No. 55, January 2007

- 1 Letter from the President
 - 2 Report from the IASS Scientific Secretary
 - 5 Country Reports
 - 5 ♦ Australia
 - 5 ♦ Canada
 - 6 ♦ Hungary
 - 7 ♦ Latvia
 - 8 ♦ Lithuania
 - 8 ♦ Malaysia
 - 9 ♦ USA
 - 10 ♦ Vietnam
 - 12 Software Review
 - 13 New Members
 - 14 Announcements
 - 14 ♦ ICES-III
 - 14 ♦ Message from the 2009 IASS Program Committee
 - 15 ♦ Conference on Small Area Estimation
 - 15 ♦ Summer Institute in Survey Research Techniques
 - 16 IASS Web Site
 - 17 In Other Journals
 - 17 ♦ Survey Methodology
 - 18 ♦ Journal of Official Statistics
 - 20 ♦ Statistics in Transition
 - 23 ♦ Allgemeines Statistisches Archiv
 - 29 IASS Officers and Council Members
- Change of Address Form**
- Institutional Members**

Letter from the President

We are entering a new year which promises to be a very active one for our Association. Not only do we have the biennial ISI sessions in Lisbon in August, where we are of course organizing our usual quota of sessions, but we are also planning six short courses and two satellite meetings around the ISI sessions, as well as a major conference, ICES III, that we are co-sponsoring in June 2007 in Montreal. Details of all these events are available either in this issue or through the website (<http://isi.cbs.nl/iass>).

The list of IASS sessions for the Lisbon meetings has been published previously in the *Survey Statistician* and elsewhere. The details of those sessions will be finalized over the next few months. In the meantime we have launched our Program Committee for the 2009 meetings in Durban, under the leadership of Leyla Mohadjer. A message from that Committee seeking ideas and input can be found elsewhere in this issue. Now is the time to put forward your suggestions since the topics have to be proposed by June and will be determined during the 2007 meetings in Lisbon.

Our Nominations Committee has also been busy and the elections for our next Executive and Council will be taking place over the next few months.

I would like to take this opportunity to thank Steven Heeringa and his team of editors who make sure that this publication not only appears regularly and on time but also contains information of interest to our membership. We also owe thanks to our colleagues in INSEE and the Australian Bureau of Statistics for looking after the printing and circulation of this publication.

I had the occasion recently to visit our secretariat in Libourne, France, and meet the staff who work so diligently there on our behalf. We are alone among ISI sections in having this separate secretariat which is kindly provided by INSEE, the French national statistical office. As many of you know, ISI is currently considering changes in its notions of membership, and in its relationships with Sections. In this process of change IASS is concerned to ensure that the value of this secretariat to our members is not diminished, particularly for the majority of IASS members who are not members of ISI. We continue to review and comment on ISI proposals in this regard and will advise you if and when firm proposals emerge.

May I wish you all a prosperous New Year and a successful one for our Association.

Gordon Brackstone
President, IASS

Report from the IASS Scientific Secretary

The International Association of Survey Statisticians will offer a number of short courses before and after the 56th Session of the International Statistical Institute (ISI), which will be held in Lisbon, Portugal, August 22-29, 2007.

The courses are led by high-level experts who teach practice and theory in survey methodology. Participants can to some extent tailor their course packages to their individual interests. The courses will be held in English.

Funding assistance to support statisticians from developing and transition countries is being sought. The courses will be held in the Lisboa Congress Centre, which is the venue also for the ISI meeting. The following courses will be offered.

Course A: Workshop on Survey Sampling

Presented by: Colm O'Muircheartaigh and Steven Heeringa.

Duration: 2,5 days

Dates: August 18 (full day), August 19 (full day), August 20 (morning)

The workshop will focus on practical aspects of sampling for household surveys. It will start from basic principles and build up to complex stratified multi-stage sample designs. It will cover the main sampling techniques and also such issues as sampling frames, weighting, and imputation. It will end with an introduction to variance estimation with complex sample designs.

Course B: Variance Estimation in Complex Surveys

Presented by: Wayne Fuller, Kirk Wolter, F. Jay Breidt, and Anthony An

Duration: 2,5 days

Dates: August 20 (afternoon), August 21 (full day), August 22 (morning)

The purpose of this course is to provide training in variance estimation in complex surveys for survey statisticians, especially those from developing countries. The course will cover methods of estimating variances for statistics such as means, proportions, ratios, and regression coefficients. Variance estimation for imputed samples will be

discussed. Both linearization and replication methods will be presented. The use of computer software for computing variances of statistics from complex sample designs will be demonstrated and instruction will be given in practical applications. About one-half of the course will be devoted to computer implementation.

Course C: Workshop on Editing and Imputation of Survey Data

Presented by: John G. Kovar and Eric Rancourt

Duration: 1,5 days

Dates: August 21 (full day), August 22 (morning)

Surveys and censuses conducted by national statistical agencies, research institutes and other survey organizations suffer from various degrees of nonresponse even under ideal conditions. In order to try to alleviate the problems caused by nonresponse, editing and imputation methods are usually applied. Since the process of editing and imputation is time and resource intensive, care must be exercised in controlling the efficiency as well as the effectiveness of the methods. The aim of this short course is to provide the students with an introductory level description and discussion of the methods of prevention, detection and treatment of nonresponse. Evaluation of such methods and their impact on the survey outputs will be highlighted. Existing edit and imputation software will be compared. Numerous examples will be provided to illustrate the material presented.

Course D: Introduction to Survey Quality

Presented by: Paul Biemer and Lars Lyberg

Duration: 2 days

Dates: August 20 (afternoon), August 21 (full day), August 22 (morning)

The course is designed for a broad audience that includes experienced survey researchers and practitioners who would benefit from a better understanding of the survey quality as well as others with little prior experience in survey methods. It provides an introduction to the concepts, principles and terminology used in the study of survey quality. Accuracy is but one dimension, albeit a critical one, of a multi-dimensional framework that embodies survey quality. The course examines the goals of

survey design with particular emphasis on minimizing total mean squared error of key survey estimates subject to costs constraints as well as constraints on some quality dimensions. The sources of survey error are discussed within this schema, focusing on four major sources: coverage error, nonresponse, data processing error and measurement error. Methods that are most often used in practice for evaluating the effects of the survey error will also be covered.

Course E: Statistical Disclosure Control

Presented by: Anco Hundepool, Eric Schulte Nordholt and Peter-Paul de Wolf
 Duration: 2 days
 Dates: August 30 (full day), August 31 (full day)

The purpose of this course is to provide the participants with an understanding of the methodological aspects of Statistical Disclosure Control, to train them in solving problems on this topic and to demonstrate the ARGUS software. The meaning and impact of Statistical Disclosure Control can only be appreciated in the light of practical problems and policy related issues. Therefore, some

attention is also paid to such topics without putting heavy emphasis on them. Topics covered include theory and methods on microdata, exercises on microdata, demonstration of Mu-ARGUS, theory and methods on tabular data, exercises on tabular data, demonstration of Tau-ARGUS, legal issues, on-site facilities and remote access.

Course F: Design and Analysis of Repeated Surveys

Presented by: David Steel and Craig McLaren
 Duration: 2 days
 Dates: August 30 (full day), August 31 (full day)

This course will consider the interaction between the design of a repeated survey and the methods used for estimation and analysis. The choice of rotation pattern will be considered in terms of the impact on the estimation of levels and changes. Composite and other forms of estimators will be reviewed and the interaction between design and estimation explored. Estimation of seasonally adjusted and trend estimates from repeated surveys will also be considered.

Registration and course fees

The deadline for registration is April 30, 2007.
 For late registration an additional fee of 50 Euros/63 US Dollars will be added

Course fees in euros :

	1 course	2 courses	3 courses
IASS members from Developed Countries or sponsored by a Developed Country	240 €	360€	420 €
Non-IASS members from Developed Countries or sponsored by a Developed Country	260 €	380€	440 €
IASS members from Developing or Transition Countries	120 €	180€	210 €
Non-IASS members from Developing or Transition Countries	130 €	190€	220 €

Course fees in US Dollars:

	1 course	2 courses	3 courses
IASS members from Developed Countries or sponsored by a Developed Country	300\$	450\$	525\$
Non-IASS members from Developed Countries or sponsored by a Developed Country	325\$	475\$	550\$
IASS members from Developing or Transition Countries	150\$	225\$	263\$
Non-IASS members from Developing or Transition Countries	163\$	238\$	275\$

A group discount is available when several people from the same Institute participate:
10% discount for 5 people and 20% for 10 people.

Registration forms can be downloaded from the ISI 2007 website (under scientific program) <http://www.isi2007.com.pt/isi2007> or IASS website (<http://isi.cbs.nl/iass>)

For further information, please contact:
Lilli Japac
IASS Scientific Secretary
isi2007_IASS_shortcourse@scb.se

Future meetings of interest to IASS members include:

- The International Conference on Establishment Surveys (ICES III), Montreal, Canada, June 18-21, 2007. Website: <http://www.amstat.org/meetings/ices/2007>
- The Second Baltic-Nordic Conference on Survey Sampling, Kuusamo, Finland, June 2-7, 2007. Website: <http://www.mathstat.helsinki.fi/msm/banocoss/>

- Small Area Estimation SAE2007, satellite meeting to the Lisbon ISI Conference—Pisa, Italy, September 3-5, 2007. Contact: Monica Pratesi (m.pratesi@ec.unipi).

An ISI-sponsored Satellite meeting:

**Censuses in the 21st Century:
The State of the Art
August 31st to September 2nd 2007**

Venue

University of Southampton, Southampton, UK

Organising Committee

Professor Danny Pfeffermann (Chair, ISI Member)

Dr. James Brown

Professor Ray Chambers (ISI Member)

Professor Dave Martin

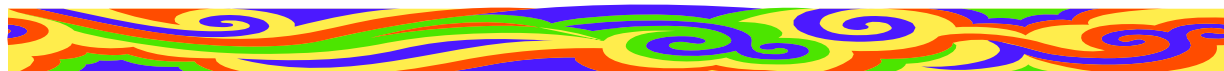
Dr. Pedro Silva (ISI Member)

Please do not hesitate to contact me if you have suggestions or questions regarding any of the IASS activities.

*Lilli Japac
IASS Scientific Secretary*

To All Members

- ◆ The IASS needs your contribution.
- ◆ Please do not forget to renew your membership.
- ◆ As of January 2002, French Francs are no longer accepted. As a consequence, the payment of dues and subscriptions must be made in either Euros or U.S. dollars.



Country Reports



Australia

Paul Sutcliffe

The Australian Bureau of Statistics (ABS) has developed a new approach for collecting **natural resource management statistics**. The approach involves combining data held by local and state government agencies with information from the cadastre (a register of property boundaries) to create a frame of discrete land parcels, thereby ensuring complete coverage of the area of interest.

The **Land Parcel Frame** holds an array of information including:

- the owner's name and contact address;
- the location of the land parcels;
- land parcel size; and
- lot plan numbers.

Because of the nature of the information being collected, data is reported for the land itself rather than for the business or individual operating on that land. The advantages of the Land Parcel Frame include:

- the possibility to use land parcels or conglomerations of land parcels as the selection units. This enables the inclusion of land that is not linked to a business, including Crown Land and National Parks;
- the ability to produce estimates for regions other than the standard ABS geography, for example, estimates for a specific river catchment;
- the availability of mapping and visual tools which can be utilised to assist in survey design, data editing and imputation.

The approach has been trialled in two regional areas and the statistical results of the trials have been published. Work is on-going but it appears that the Land Parcel Frame is a useful tool in the collection of environment and natural resource management data - and may have applications in other areas of statistics. The ABS is currently exploring the potential for the methodology to be used in undertaking the national Natural Resource Management Survey in 2008-09.

For more information, please contact David Whitelaw (02) 6252 6526 or John Purcell (02) 6252 5651

Email: d.whitelaw@abs.gov.au or john.purcell@abs.gov.au

Canada

John Kovar

The National Survey of Giving, Volunteering and Participating was first conducted as a supplement to the Canadian Labour Force Survey in 1997 and again in 2000. In December 2001, the Canadian government announced permanent funding for a renamed and redesigned **Canada Survey of Giving, Volunteering and Participating (CSGVP)**. The survey encompasses all dimensions of individual contributory behaviour and is the most comprehensive survey of charitable giving, volunteering and participating in Canada. Within the framework of the Voluntary Sector Initiative, it is directed by a partnership of federal government departments and voluntary sector organizations. The CSGVP is conducted as a stand-alone survey with a sample design using Random Digit Dialing. The CSGVP has a national geographic coverage and a sample large enough to produce reliable cross-sectional

estimates for all ten provinces and three northern territories, as well as for major metropolitan areas and key sub-populations such as immigrants.

The survey has been instituted on a permanent basis on a three-year cycle providing for collection in 2004, 2007 and every third year thereafter. In the same collection years, a portion of respondents from the previous round are re-interviewed to estimate flows into and out of volunteering, giving and participating, and the motivations behind these flows. Estimates from these follow-up surveys are only required at the national level. The CSGVP and the first follow-up (to the 2000 survey) took place for the first time in 2004. The CSGVP had approximately 22,000 respondents and the follow-up, 6,000. The major survey estimates, with the national volunteer rate of 45% as the main highlight, were officially released in June 2006. For more information, please contact Yves Bélanger at Yves.Belanger@statcan.ca

Since 1956 Canada has been conducting a **national census** every five years even though a quinquennial census did not become a statutory requirement under the *Statistics Act* until 1971. Canada's most recent census of population was conducted on May 16, 2006. All residents in private dwellings were offered the option of responding either by means of a printed questionnaire or via the Internet. An Internet access code was printed on the front cover of each questionnaire mailed to the household or delivered by an enumerator. The respondent accessed his/her Internet questionnaire - long or short as pre-assigned to the dwelling - by going to the Census Internet site and entering his/her access code. The Internet response mode provided a highly secure, reliable and easy-to-use application that was well received by the Canadian population. Prior to the start of the non-response follow-up about 22% of responses were received via the Internet. By the completion of data collection operations 2.2 million of 12.1 million responses used the **Internet response mode**. Initial indicators of data quality from the Internet responses are very positive. The edit failure rates are much lower for questionnaires received from the Internet than for paper questionnaires. More in depth-studies of data quality related to

mode effects will be conducted. In addition, feedback concerning the census Internet data collection will also be analyzed via evaluation surveys of both paper and Internet respondents. For more information please contact Jean-Pierre Morin at Morinjp@statcan.ca

Hungary

László Mihályffy

The Hungarian Central Statistical Office declared in its Strategy 2005-2008 the following: "We are set to consolidate, within a reasonable timeframe, the quality assurance system of statistical production, with a conscious emphasis on those in the production processes". The first steps to achieve these aims were to accept the **Quality framework of the Hungarian Central Statistical Office**. This framework contains the development of an internal quality control system of statistical products, the development of an internal quality control system of statistical process, setting up a quality management model and the training/dissemination of quality culture. Within the framework of the project for developing the process quality control system the following modules will be elaborated:

- the process documentation system,
- the process quality measurement system including the recommended methods for the different process steps and
- the quality guidelines.

The first result of this project is a handbook entitled **Quality Guidelines**. Its aim is to give some brief guidelines on the principles, recommendations and methods that should be kept in mind to achieve the best quality during the production process. The structure of the handbook follows the statistical production process, therefore it consists of the following chapters:

- Decision on a survey, collection design
- Accessing administrative data
- Register
- Sampling design

- Questionnaire design
- Data collection
- Data capture, micro validation, editing
- Imputation
- Weighting, estimation, sampling error computation
- Macro validation
- Index number construction
- Seasonal adjustment
- Further analysis
 - Confidentiality and disclosure
 - Dissemination
 - Data archiving.

The structure of the chapters is the same. The definition of the process steps includes the objectives, the input and the output of the process step. The principles section contains the most important subcomponents regarding the quality. The Quality Guidelines give practical recommendations for the typically encountered problems. All of the chapters end with references. This first version of the handbook ensures a good background to improve the quality of the statistical production process, but of course the continuous review is indispensable. For further information please contact Ms Kornélia Mag, Hungarian Central Statistical Office, at korneliia.mag@ksh.hu

Latvia
Janis Lapins

The transition to the market economy, which has been taking place in the three Baltic countries since the first half of the 1990's, has also required fundamental alterations in the official statistics. The principles of probability sampling have been widely implemented by the National Statistical Offices of the three Baltic countries since the middle of the 1990's. Sample surveys play a crucial role in the modern statistical system. To develop such a system, it is necessary to reform also the **teaching and research in statistics** in universities, int. al., to train a large number of survey statisticians.

The progress in survey sampling that has been reached during the last decade in Latvia is significantly determined by the co-operation

between the universities of the three Baltic countries and universities of Nordic countries that started in the first half of the 1990's. During the last two years the co-operation programme had the financial support from the Nordplus Neighbour Programme of the Nordic Council of Ministers. The participating institutions were: Department of Statistics, Stockholm University, and Survey Section of Swedish Statistical Association, and Department of Mathematical Statistics, Umeå University (Sweden); Department of Mathematics and Statistics, University of Helsinki (Finland); Vilnius University, and Institute of Mathematics and Informatics (Lithuania); Department of Mathematical Economics and Mathematics, University of Latvia (Latvia); Institute of Mathematical Statistics, University of Tartu (Estonia).

The two main types of activities were visits by university teachers, researchers and research students to other institutions in the network (during the two-year period 24 visits between the Baltic and the Nordic countries were organized), and workshops and conferences on survey statistics with participants from Baltic and Nordic countries. Two meetings took place in 2006 - the Session on Survey Sampling at the 9th International Vilnius Conference on Probability Theory and Mathematical Statistics (Vilnius June 25-30, 2006), and the tenth in the series of our annual meetings - the Workshop on Survey Sampling Theory and Methodology in Ventspils, Latvia, August 24-28, 2006.

In Ventspils the Workshop was attended by 34 participants from Estonia (4), Finland (4), Latvia (9), Lithuania (10), Sweden (4), and Ukraine (3). The Workshop programme consisted of 9 lectures, 16 presentations with discussions, individual work of participants with R program and sampling package in PC class, and round table discussions.

The lectures were devoted to the following topics:

- “The role of models in model-assisted and model-dependent estimation for domains and small areas” – 2 lectures by Prof. Risto Lehtonen,

- “Some model-based estimator” – by Dr. Danutė Krapavickaitė and Vilma Nekrasaite,
- “Optimal inclusion probabilities and estimators when sampling with varying probabilities” – by Prof. Daniel Thorburn,
- “Variance of quintile estimators in household surveys” – by Dr. Imbi Traat,
- “Sampling Design of Multi-National Surveys with Applications to the European Social Survey” – by Prof. Seppo Laaksonen,
- “Nonlinear calibration” – by Dr. Aleksandras Plikusas,
- “Is there a best pps sampling design?” – by Prof. Lennart Bondesson, and
- “Variance estimation with imputed data” – by Dr. Pauli Ollila.

The Second Baltic-Nordic Conference on Survey Sampling will be organized in Kuusamo, Finland, next year June 2-7 (See: <http://www.mathstat.helsinki.fi/msm/banocoss/>).

Lithuania

Danutė Krapavickaitė

The ninth International Vilnius Conference on Probability Theory and Mathematical Statistics was held June 25-30, 2006 in Vilnius, Lithuania. The nine Vilnius Conferences on Probability Theory and Mathematical Statistics have been held about every fourth year since 1973, designed as a continuation of the sequence of six Berkeley Symposia on Mathematical Statistics and Probability 1945-1970. The last conference was dedicated to the memory of academic V. Statulevičius, who has been the main organizer of all eight previous Vilnius conferences. Thanks to the nine years of co-operation of Baltic and Nordic countries in the field of survey sampling theory and methodology, a survey sampling session was included in the section on Statistical Inference. The session on Survey Sampling was organized by the honorary of Vilnius University, professor of Umeå University Gunnar Kuldorff. The program of the conference included three invited lectures:

- Jon N. K. Rao. Some new methods for the analysis of complex survey data.

- Mary Thompson. Modeling transitions with survey data.
- Alastair Scott. The design and analysis of two-phase analytic surveys.

The main lectures were followed by 13 contributed talks of statisticians from Baltic and Nordic countries, Poland and Italy. This meeting has been very important for the participants because of the opportunity to exchange scientific achievements, to present new ideas, to summarize what has been done in the field of statistics under interest, to get stimulation for further work, and to establish new contacts and refresh acquaintances with statisticians in the same field.

Malaysia

Aziz Mohammad

The Department of Statistics, Malaysia (DOSM) held its third **National Statistics Conference** on the 4th and 5th September 2006. The conference attracted 450 participants comprising of statisticians from DOSM and representatives from key policy-making ministries and departments, the private sector, the academia and research agencies, including three invited paper presenters from Australia and Japan. The theme of this year's conference was Statistics for National Development and the 22 papers presented in the two parallel sessions covered a wide range of topics pertaining to econometrics, poverty measurement, data mining, stochastic convergence analysis, input-output tables, Garch models, time series, GIS, demographic analysis and sampling frame designs. Further details on the conference can be viewed at DOSM website: www.statistics.gov.my

DOSM has embarked on a new project called the **National Integrity Development Study (NIDS)** in collaboration with the Malaysian Integrity Institute to provide the data as input for the establishment of a National Integrity Index. The nation-wide sample of about 17,900 respondents comprised of 3 target groups, namely the households, public office holders and the economic establishments. Data collection was carried out from early May to the end of June 2006.

Respondents were asked concerning:

- Perception on corruption;
- Perception on the quality of public service;
- Perception towards the practice of business ethics and social responsibilities; and
- Perception against family, community and quality of life.

More details about this study can be obtained from Dr. Abdul Rahman Hasan at abrahamh@stats.gov.my

A new **Pilot Study of the Informal Sector Survey 2006** was launched. With the government's intention of strengthening the system and methodology employed in obtaining GDP estimates, efforts have been taken to ensure that the contribution of the non-observed activities are measured and taken into account. The non-observed activities comprise of the informal, the underground, and the illegal activities as well as activities undertaken for household consumption. The present study focuses on informal activities. This study by DOSM is intended to obtain the employment profile in the informal sector for the purpose of measuring their contribution to GDP based on the Labour Input Method. Personal interviews will be conducted from August to October 2006 on a nation-wide sample of over 25,000 households and results are expected to be available by March 2007. Further information and details about this study can be obtained from Dr. Abdul Rahman Hasan at abrahamh@stats.gov.my

USA

Howard Hogan

A workshop on survey costs was held in Washington, DC on April 18-19, 2006, and a white paper has been written by Lawrence Cox, John Eltinge, Alan F. Karr, P. Douglas Williams articulating a research agenda derived from breakout and plenary discussions at the workshop.

The workshop was organized by the National Institute of Statistical Sciences (NISS), at the request of the Office of Research and Methodology at the National Center for Health Statistics (NCHS), and held in facilities provided by the National Center for Education Statistics (NCES). Alan Karr, Director of NISS, chaired the organizing committee. The seventy-five participants came from U.S. and Canadian official statistics agencies, survey data collection organizations and universities. The purposes of the workshop were to

- (1) Articulate clearly the survey cost problems faced by federal statistical agencies in the U.S.;
- (2) Construct a research agenda for survey cost methodology and modeling that addresses these problems; and
- (3) Identify the key next steps in pursuing the research agenda.

The workshop program contained tutorials on survey costs (John Eltinge, BLS) and decision theory (David Banks, Duke); presentations on responsive design (Robert Groves, Michigan), leveraging multiple data collections (Judith Lessler, Chatham Research Consultancy) and principled trade-offs between costs and quality (Alan Karr); a "three-minute madness" session at which all participants could speak; breakout discussions on paradata, real-time monitoring of surveys, survey models, budget reductions and borrowing strength; and reports from the breakout discussion groups.

The principal findings of the workshop were as follows. First, existing theory, methodology and software tools are not adequate to address current, let alone emerging, problems associated with survey costs. Second, the need for research to address the gaps is pressing and increasing. Third, the three most promising, and clearly inter-related, research thrusts, in terms of significant and immediate impact, are:

- (1) Agent-based or other simulation models of surveys. These would be used for such purposes as prospective evaluation of policies and interventions, identification of paradata needs, and sensitivity analyses. Quantifiable indicators of cost and quality are an essential component of this thrust.

- (2) Statistical modeling as a means of reducing costs. Examples include improved modeling of non-response bias in order to compensate for lower response rates resulting from cost considerations; using statistical modeling to produce valid statistical estimates at high geographical resolution without correspondingly large sample sizes; and employing statistical modeling to "borrow strength" across surveys in order to reduce costs.
- (3) Integrating data across surveys, which reduces costs by reducing duplication. Challenges include the need for powerful statistical modeling to characterize relationships directly present only implicitly in the data; practical impediments; temporal aspects; and data quality differences among surveys.

Other research topics raised include paradata and dealing with multiple stakeholders. In particular, survey costs are borne by agencies while quality principally benefits users of the data.

Fourth, there are concerns to be borne in mind during the research. These include availability of cost (para)data of sufficient quality; capturing a full spectrum of fixed and variable costs; access to qualitative expertise about survey administration that resides in program managers, field managers and interviewers; engagement of data collecting organizations; and high-level drivers of the problems, including federal statutes, Congressional mandates to collect data and data confidentiality; and scientific generalizability.

Fifth, potential funders of the research in the U.S. include not only the federal statistical agencies but also the National Science Foundation and National Institutes of Health.

Finally, next steps include formation of working groups focused on particular research needs and thrusts and exploratory research. Indeed, six groups have been formed, addressing paradata, real-time monitoring, survey modeling, budget reductions, borrowing strength—reducing respondent burden, borrowing strength—small area

estimation, and borrowing strength—integrating surveys.

The full white paper, a PDF document containing all presentations and the individual presentations are available on the NISS web site, at

<http://www.niss.org/affiliates/surveycost200604/surveycost-workshop200604.html>

Working group activities will be posted on the same site. For more information, contact Alan F. Karr at karr@niss.org

Vietnam

Nguyen Quoc Anh

The 2005 **Vietnam Population and AIDS Indicator Survey** (VPAIS 2005) is a nationwide survey calling for a nationally representative sample of approximately 7200 completed women and 6500 completed men interviews between the ages of 15 and 49. It is designed to provide information on their sexual behaviors, their use of contraception, their knowledge and their attitude towards HIV/AIDS and other sexually transmitted infections (STI). The survey estimates will be reported for the country as a whole, for urban and rural areas, for 7 study domains among which are 4 individual provinces Ha Noi, Ho Chi Minh City, Hai Phong and Quang Ninh, and 3 groups made up of the remaining 60 provinces: North Region, Central Region and South Region.

The sampling frame used for VPAIS 2005 is the Population Change Survey sample 2005 (PCS 2005) which was constructed in 2004 from the 1999 Population and Housing Census (PHC), provided by the General Statistical Office (GSO). The sample for VPAIS 2005 will be a stratified sample selected in two stages from the PCS 2005. Stratification is achieved by separating every reporting domain into urban and rural areas. Therefore the 7 domains are stratified into 14 sampling strata. Samples will be selected independently in every stratum, by a two-stage selection. Implicit stratifications will be achieved at each of the lower geographical/administrative levels by sorting the sampling frame according to the

geographical/administrative order and by using a probability proportional to size selection at first stage's sampling.

Sampling probabilities will be calculated separately for each sampling stage and for each cluster. Because of the non-proportional allocation of the sample to the seven different reporting domains, sampling weights will be required for any analysis using VPAIS 2005

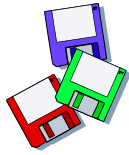
data to ensure the actual representativity of the sample at the national level. A spreadsheet containing all sampling parameters and selection probabilities will be constructed to facilitate the calculation of weights. For more information please contact Dr. Nguyen Quoc Anh, Director of Information Center, Vietnam Commission for Population, Family and Children, at cpfc@hn.vnn.vn.

CHANGE OF ADDRESS

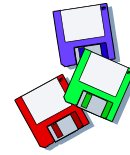
Members are encouraged to inform the IASS Secretariat of changes of address as soon as possible. Mailings of the proceedings of the IASS papers presented at the ISI sessions, and "The Survey Statistician" will be delayed and may be lost if the Secretariat does not have your correct address.

You may notify Ms. Claude Olivier of your change of address by completing and mailing the Change of Address form given at the end of this newsletter. Alternatively, you can provide the same information to Ms. Olivier by email to claudel.olivier@insee.fr.





SOFTWARE --- REVIEW

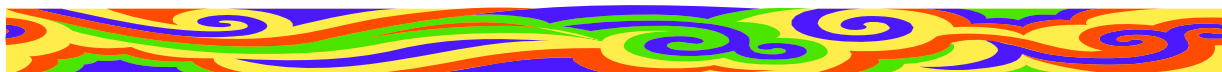


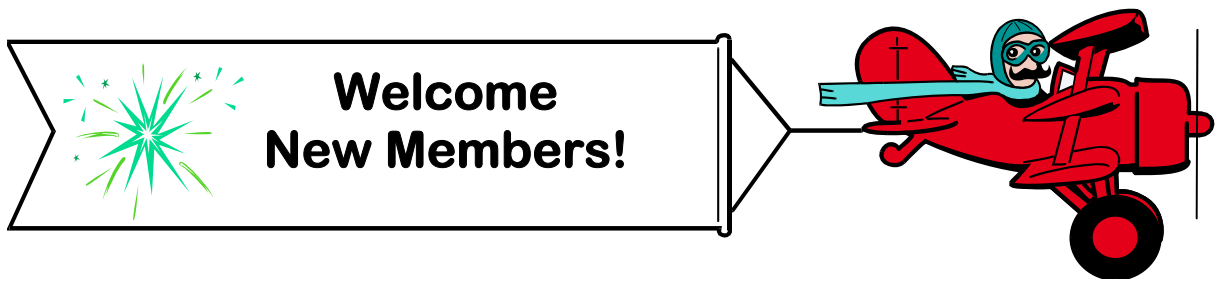
Software reviews over the last several years have presented summaries of the features of a number of systems or components of systems that deal directly with survey estimation issues, particularly sampling error and weighting procedures. They have addressed such systems as EpiInfo, Wesvar, SUDAAN, SAS sampling error PROCedures, Stata, IVEware, and software for generalized regression weighting. Some of this software is available for free over the internet, and others require payment of a licensing fee.

We are considering additional reviews, and we would like to get reader advice about software that has not been reviewed to date,

or for updated reviews on some software. We also would like to hear from you about whether there are software systems that address other survey sampling issues that you'd like us to review. Please keep in mind that we review only software that is available for purchase or for free download. We do not review proprietary or other software that our readers cannot purchase or access through a download.

Please send your advice and ideas to Jim Lepkowski, the review editor, at jimlep@umich.edu.





We are very pleased to welcome the following new members:

Country	First Name	Last Name
Belgium	Nathalie	Hardat
Benin	Ayédéélé Amour	Balogoun
Germany	Torsten	Harms
Israel	Luisa Kadun	Burck
New Zealand	Christopher	Wild
Nigeria	Mahammed Lawal	Buga
Norway	Oyvin	Kleven
South Africa	Reza	Daniels
Tunisia	Adalbert	Nshimyumuremyi
Uganda	James	Muwonge

Dear New Member:
For questions or input regarding *The Survey Statistician*,
please contact:
Steven Heeringa
Institute for Social Research
426 Thompson St., Rm 4046
Ann Arbor, MI 48104 USA
sheering@isr.umich.edu



Announcements

**Third International Conference on
Establishment Surveys (ICES-III)
Survey Methods for Businesses, Farms,
and Institutions
June 18–21, 2007
Hyatt Regency Montréal
Montréal, Québec, Canada**

In sponsorship with the American Statistical Association (ASA), the International Association of Survey Statisticians, the Statistical Society of Canada, the ASA Section on Survey Research Methods, and the ASA Section on Government Statistics.

The ICES-III program committee has organized an outstanding program of panels and events. A sampling from the 23 invited sessions includes:

- Surveys of Environmental Protection: Experiences and Challenges
- Efficient Use of Administrative Data in Business Surveys
- The New Direction of Business Surveys: the Integrated Approach

The complete invited and contributed programs are now available on the ICES-III Web site

<http://www.amstat.org/meetings/ices/2007/index.cfm?fuseaction=program> .

Registration is also open on the ICES-III Web site

<http://www.amstat.org/meetings/ices/2007/index.cfm?fuseaction=registration> .

Housing opens on March 1, 2007, and closes on May 17.

Other conference highlights are:

- Two full-day and two half-day short courses on Monday, June 18;
- Robert W. Edwards of the International Monetary Fund as the keynote speaker on Monday evening;

- Eight introductory overview lectures;
- Poster sessions;
- Software demonstrations;
- On Thursday evening, June 21, the conference will close with a dinner followed by a panel discussion, "*The Future of Using Administrative Data Sources for Statistical Purposes*"; a terrific social program;
- Following the conference, a CD-ROM of presented papers will be sent to all conference participants.

All conference information may be accessed at www.amstat.org/meetings/ices/2007.

For further information, please send an email to ices3@census.gov.

Message from the 2009 IASS Program Committee

The program committee has started the process of creating a list of possible topics for the Invited Paper Meetings to be held during the 2009 ISI meetings in Durban, South Africa. Overall, we are looking for a balance of theoretical and applied survey statistical topics with an emphasis on the local interests (topics of interest to South Africa). Decisions on the final topics to be included in the 2009 session will be made in meetings that will take place during the 2007 ISI session in Lisbon.

We would like to encourage all members to participate in this process by contacting us before the 2007 meetings. Suggestions are welcome on any aspects of survey statistics, with preference generally given to new developments and topics of wide and practical interest. If you would like to offer suggestions of possible topics, either to be organized solely by IASS or to be organized jointly with other sections of ISI, please do so by sending a title and a short abstract (up to 200 words) for each topic to the Chair of this committee at the address below. To prepare for committee

meetings at the 2007 ISI session, we need to receive your proposals by April 2007. If possible, suggestions should include indications of potential organizers for the sessions. Please provide clear contact information to allow further correspondence.

We thank you for participating and welcome any other comments and suggestions you may have for the 2009 Invited Paper Meetings.

Leyla Mohadjer
leylamohadjer@westat.com
Telephone: 1-301-251-4254
Fax: 1-301-294-2034
1650 Research Blvd.
Rockville, MD 20850 USA

Conference on Small Area Estimation

The Conference on Small Area Estimation Conference (SAE2007) will be held from September 3rd to September 5th 2007 at the University of Pisa, Faculty of Economics, Italy. The Conference is sponsored by the International Association of Survey Statisticians (IASS) and it is a satellite meeting of the 56th session of the International Statistical Institute (ISI).

The primary objective of the Conference is to stimulate research and, in an informal setting, to promote the interaction of researchers both in (i) theoretical and methodological developments in small area estimation and related fields, and in (ii) practical applications of small area estimation methods, including their potential uses in various research areas (agricultural, environmental, health statistics, marketing research, poverty mapping,...). We hope that the conference will be an occasion for people to present new ideas as well as problems that are worth considering for further investigation. The conference offers sessions for invited papers, contributed papers and posters. Submissions should be related to subject areas such as, but not limited to: Model-assisted and model-dependent estimation for domains; Sample design and weighting in the context of small area estimation; Design-based versus model-based approaches for small area estimation; Parametric versus non parametric small area estimation techniques; Combining hierarchical

models with autocorrelation, state-space models, spatial econometrics, spatial epidemiology and disease mapping; Case studies of small area estimation in official statistics and agricultural, environmental, health statistics, marketing research, poverty mapping; Model-misspecification, robustness and diagnostics.

Details of papers submission, formatting and guidelines will be made available on the website.

Important dates:

- | | |
|--------|---|
| Feb 28 | Title submission (oral presentations and posters) |
| Mar 15 | Notification of title acceptance |
| May 11 | Long abstract submission (4 pages) for oral and poster presentation papers and registration |
| Jul 15 | Reviews sent to the authors |

More information from: Monica Pratesi (m.pratesi@ec.unipi.it) or Nicola Salvati (salvati@ec.unipi.it), Web page: <http://www.dipstat.ec.unipi.it/SAE2007/>.

Summer Institute in Survey Research Techniques University of Michigan

Now in its 60th year, the Summer Institute in Survey Research Techniques at the University of Michigan provides rigorous and high quality graduate training in all phases of survey research. The program teaches state-of-the-art practice and theory in the design, implementation, and analysis of surveys. Classes start June 4 and meet through July 27. Courses are offered in one to eight week time frames. The Summer Institute in Survey Research techniques draws on a renowned group of instructors from within the Survey Research Center and the University community, and on other experts from outside the University of Michigan. For more details about course descriptions, and other relevant information visit the website, www.isr.umich.edu/src/si/.

Visit the new and improved IASS web site and read *The Survey Statistician* on line!

<http://www.cbs.nl/isi/iass/SurvStat.htm>

	<p style="text-align: center;">International Association of Survey Statisticians (IASS) The Premier World Organization representing who's who in Sample Survey and Census Methodologies</p> <hr/>
<p>More about the IASS Becoming a member Services for members Survey Statistician Publications IASS Conferences Ask the experts Links What's new</p>	<p style="text-align: center;">FOUNDATION AND OBJECTIVES:</p> <p>Founded in 1973, the International Association of Survey Statisticians (IASS) has as its charge and mandate to promote the study and development of the theory and practice of sample surveys and censuses. It also aims to increase interest in surveys and censuses among statisticians, governments, and the public the world over.</p> <p style="text-align: center;">MEMBERSHIP AND EXECUTIVE:</p> <p>At present the IASS has approximately 1,200 members from 130 countries and 38 institutional members.</p> <p>IASS headquarters are situated in Libourne (FRANCE) and operate, to a large extent, under the auspices of the French statistical agency INSEE, which lends its expertise and status to aid and promote the association's work.</p> <p>The society is run by an Executive Committee elected for a period of two years and a Council elected for a four-year period.</p> <p>Anyone interested in learning more about IASS should contact</p> <p>Michel Péronnet IASS Executive Director 3 rue de la Cité 33500 Libourne France 33 (0)5 57 51 63 86 e-mail: peronnet.michel@wanadoo.fr</p>
	<hr/> <p style="text-align: center;">Association Internationale des Statisticiens d'Enquête (AISE)</p>

Important Notices

A PDF file of the newsletter is available on the IASS web site. Currently, a few members prefer to be notified only when a new issue is posted, instead of receiving the hard copy. At this point we do not have a process in place to support this option. A process will be developed when an adequate number of members choose the above. Until that time, all members will continue to receive hard copies of the newsletter. Please send an e-mail to sheering@isr.umich.edu if you would like to take advantage of this option.

Members are encouraged to view the IASS website (<http://isi.cbs.nl/iass/index.htm>) and provide comments or suggestions to Eric Rancourt: eric.rancourt@statcan.ca.

In Other Journals



SURVEY METHODOLOGY A Journal Published by Statistics Canada

Contents Volume 32, Number 1, June 2006

In This Issue.....	1
M.P. Singh Remembered	3
Regular Papers	
Steven K. Thompson Targeted Random Walk Designs.....	11
Gabriele B. Durrant and Chris Skinner Using Missing Data Methods to Correct for Measurement Error in a Distribution Function.....	25
Torsten Harms and Pierre Duchesne On Calibration Estimation for Quantiles.....	37
David Haziza and Jon N.K. Rao A Nonresponse Model Approach to Inference Under Imputation for Missing Survey Data	53
Elaine L. Zanutto and Alan M. Zaslavsky A Model for Estimating and Imputing Nonrespondent Census Households under Sampling for Nonresponse Follow-up.....	65
Alain Théberge The 2006 Reverse Record Check Sample Allocation	77
Nicholas Tibor Longford Sample Size Calculation for Small-Area Estimation	87
Yong You and Beatrice Chapman Small Area Estimation Using Area Level Models and Estimated Sampling Variances.....	97
Ali-Reza Khoshgooyanfar and Mohammad Taheri Monazzah A Cost-Effective Strategy for Provincial Unemployment Estimation: A Small Area Approach.....	105
Short Notes	
Siegfried Gabler, Sabine Häder and Peter Lynn Design Effects for Multiple Design Samples	115



Journal of Official Statistics
An International Review Published
by Statistics Sweden

JOS is a scholarly quarterly that specializes in statistical methodology and applications. Survey methodology and other issues pertinent to the production of statistics at national offices and other statistical organizations are emphasized. All manuscripts are rigorously reviewed by independent referees and members of the Editorial Board.

Contents Volume 21, Number 4, 2005

<i>Optimal Dynamic Sample Allocation Among Strata</i> Joseph B. Kadane	531-541
Evaluation of Variance Approximations and Estimators in Maximum Entropy Sampling with Unequal Probability and Fixed Sample Size Alina Matei and Yves Till	543-570
Implications for RDD Design from an Incentive Experiment J. Michael Brick, Jill Montaquila, Mary Collins Hagedorn, Shelley Brock Roth and Christopher Chapman	571-589
On the Bias in Gross Labour Flow Estimates Due to Nonresponse and Misclassification Li-Chun Zhang	591-604
Adjustments for Missing Data in a Swedish Vehicle Speed Survey Annica Isaksson	605-615
Conditional Ordering Using Nonparametric Expectiles Yves Aragon, Sandrine Casanova, Ray Chambers and Eve Leconte	617-633
Data Swapping as a Decision Problem Shanti Gomadam, Alan F. Karr and Ashish P. Sanil	635-655
An Analysis of Interviewer Effects on Screening Questions in a Computer Assisted Personal Mental Health Interview Herbert Matschinger, Sebastian Bernert and Matthias C. Angermeyer	657-674
Price Indexes for Elementary Aggregates: The Sampling Approach Bert M. Balk	675-699
Children and Adolescents as Respondents. Experiments on Question Order, Response Order, Scale Effects and the Effect of Numeric Values Associated with Response Options Marek Fuchs	701-725
Measuring Progress - An Australian Travelogue Jon Hall	727-746
Quality on Its Way to Maturity: Results of the European Conference on Quality and Methodology in Official Statistics (Q2004) Werner Grünewald and Thomas Körner	747-759
Editorial Collaborators	761-765

Contents of Issue: Volume 22, Number 1, 2006

Frequency Domain Analyses of SEATS and X-11/12-ARIMA Seasonal Adjustment Filters for Short and Moderate-Length Time Series David F. Findley and Donald E.K. Martin.....	1-34
Variance Estimation by Jackknife Method Under Two-Phase Complex Survey Design Debesh Roy and Md. Safiquzzaman	35-51
Estimating the Undercoverage of a Sampling Frame Due to Reporting Delays Dan Hedlin, Trevor Fenton, John W. McDonald, Mark Pont and Suojin Wang	53-70
Raking Ratio Estimation: An Application to the Canadian Retail Trade Survey Michael A. Hidirolou and Zdenek Patak.....	71-80
Survey Estimation Under Informative Nonresponse with Follow-up Seppo Laaksonen and Ray Chambers	81-95
An Analysis of the Relationship Between Survey Burden and Nonresponse: If We Bother Them More, Are They Less Cooperative? Jaki Stanley McCarthy, Daniel G. Beckler and Suzette M. Qualey	97-112
How the United States Measures Well-being in Household Surveys Daniel H. Weinberg	113-136
Statistical Matching for Categorical Data: Displaying Uncertainty and Using Logical Constraints Marcello D;Orazio, Marco Di Zio and Mauro Scanu.....	137-157
Erratum	159-160
Book and Software Reviews.....	161-171

Contents of Issue: Volume 22, Number 2, 2006

Putting a Questionnaire on the Web is not Enough # A Comparison of Online and Offline Surveys Conducted in the Context of the German Federal Election 2002 Thorsten Faas and Harald Schoen.....	177-190
An Experimental Study on the Effects of Personalization, Survey Length Statements, Progress Indicators, and Survey Sponsor Logos in Web Surveys Dirk Heerwegh and Geert Loosveldt.....	pp. 191-210
Dual Frame Web#Telephone Sampling for Rare Groups Edward Blair and Johnny Blair	pp. 211-220
Merely Incidental?: Effects of Response Format on Self-reported Behavior Randall K. Thomas and Jonathan D. Klein.....	pp. 221-244
Use and Non-use of Clarification Features in Web Surveys Frederick G. Conrad, Mick P. Couper, Roger Tourangeau and Andrey Peytchev	pp. 245-269
The Influence of Web-based Questionnaire Presentation Variations on Survey Cooperation and Perceptions of Survey Quality Jill T. Walston, Robert W. Lissitz and Lawrence M. Rudner	pp. 271-291
Can Web and Mail Survey Modes Improve Participation in an RDD-based National Health Surveillance? Michael W. Link and Ali Mokdad.....	pp. 293-312
Dropouts on the Web: Effects of Interest and Burden Experienced During an Online Survey Mirta Galesic	pp. 313-328
Propensity Score Adjustment as a Weighting Scheme for Volunteer Panel Web Surveys Sunghee Lee	pp. 329-349
<u>Book and Software Review</u>	pp. 351-355



STATISTICS IN TRANSITION

Journal of the Polish Statistical Association

CONTENTS Volume 7, Number 3, December 2005

From the Editor 509

Challenges in Statistics Production for Domains and Small Areas

From the Guest Editor 511

Current Trends

J.N.K. RAO
Inferential Issues in Small Area Estimation: Some New Developments 513

M.A. HIDIROGLOU and P.A. SMITH
Developing Small Area Estimates for Business Surveys at the ONS 527

S. HASLETT and G. JONES
Small Area Estimation Using Surveys and Censuses: Some Practical and Statistical Issues 541

P. HEADY and M. RALPHS, EURAREA
An Overview of the Project and its Findings 557

Applications

J. SARALEGUI, M. HERRADOR, D. MORALES and A. PÉREZ
Small Area Estimation in the Spanish Labour Force Survey 571

E. FABRIZI, M. R. FERRANTE and S. PACEI
Estimation of Poverty Indicators at Sub-National Level Using Multivariate Small Area Models 587

A. PETRUCCI, M. PRATESI and N. SALVATI
Geographic Information in Small Area Estimation: Small Area Models and Spatially Correlated Random
Area Effects 609

F. MOURA, P. CLARKE and D. PFEFFERMANN
Small Area Estimation under Varying Area Boundaries Using the Synthetic Estimator 625

Theory and Methods

H. CHANDRA and R. CHAMBERS
Comparing EBLUP and C-EBLUP for Small Area Estimation 637

R. LEHTONEN, C-E. SÄRNDAL and A. VEIJANEN
Does the Model Matter? Comparing Model-assisted and Model-dependent Estimators of Class Frequencies
for Domains 649

D. PFEFFERMANN and M. SVERCHKOV
Small Area Estimation under Informative Sampling 675

AYOUB SAEI, LI-CHUN ZHANG and R CHAMBERS
Generalised Structure Preserving Estimation for Small Areas 685

C. RUEDA and J A. MENÉNDEZ
A Restricted Model Approach to Improve the Precision of Estimators 697

N. TZAVIDIS and R. CHAMBERS
Bias Adjusted Small Area Estimation with M-Quantile Models 707

N. T. LONGFORD Using Small-Area Estimates	715
--	-----

Reports

Report from the SAE2005 Conference - <i>Challenges in Statistics Production for Domains and Small Areas</i> , Jyväskylä, Finland, 28-31 August 2005 (prepared by R. Lehtonen)	737
The Third Conference on Towards Quality of Life Improvement (QOL 2005), Wroclaw, Poland, September 15–16, 2005 (prepared by Z. Rusnak and C. Kozera)	743

Obituary

M. P. Singh (1941-2005)	753
-------------------------------	-----

CONTENTS Volume 7, Number 4, March 2006

From the Editor	755
-----------------------	-----

**Challenges in Statistics Production
for Domains and Small Areas (II)**

From the Guest Editor	757
R. CHAMBERS, J. van den BRAKEL, D. HEDLIN, R. LEHTONEN and L-Ch. ZHANG Future Challenges of Small Area Estimation	759
M. D'ALO, L. Di CONSIGLIO, S. FALORSI and F. SOLARI Small Area Estimation of the Italian Poverty Rate	771
G. DEHNEL and E. GOLATA Attempts to Estimate Basic Information for Small Business in Poland.....	785
P. D. FALORSI, D. ORSINI, P. RIGHI Balanced and Coordinated Sampling Designs for Small Domain Estimation.....	805
M. GAMROT Estimation of a Domain Total under Nonresponse Using Double Sampling	831
J. PARADYSZ and T. KLIMANEK Adaptation of EURAREA Experience in Business Statistics in Poland	841
K. PRUSKA Logistic Regression Models in Small Area Research	853
J. KORDOS Impact of Different Factors on Research in Small Area Estimation in Poland.....	863

Other Articles

R. ZIELIŃSKI Exact Distribution of the Natural <i>ARPR</i> Estimator in Small Samples from Infinite Populations	881
M. KOZAK Multivariate Sample Allocation: Application of Random Search Method	889
J. KUBACKI Remarks on Using the Polish LFS Data and SAE Methods for Unemployment Estimation by County	901
K. SINGH, L. N. UPADHYAYA and H. P. SINGH Comparisons of Three Product-Type of Estimators in Small Sample	917

Obituary

M. Latuch (1931 - 2005).....	929
------------------------------	-----

CONTENTS Volume 7, Number 5, June 2006

From the Editor931

Sampling Methods

- V. VERMA, G. BETTI
EU Statistics on Income and Living Conditions (EU-SILC): Choosing the Survey Structure and Sample
Design935
- M. KOZAK
Optimal Number of Strata in Agricultural Surveys971
- L. KURSA and B. LEDNICKI
The Agricultural Sample Surveys in Poland in Transition Period981
- W. POPIŃSKI
Development of the Polish Labour Force Survey 1009
- N. FARMAKIS
A Unique Expression for the Size of Samples in Several Sampling Procedures 1031
- W. OKRASA, J. LAPINS and M. VREMIS
Measuring Community Deprivation for Geographic Targeting of Public Resources – Case of Moldova 1045
- D. SHUKL A, Jayant DUBEY
On Earmarked Strata in Post-Stratification..... 1067
- L.N. UPADHYAYA and H.P. SINGH
Almost Unbiased Ratio and Product-Type Estimators of Finite Population Variance in Sample Surveys .. 1087
- L. N. SAHOO, R. K. SAHOO and G. N. SINGH
Predictive Estimation of Finite Population Mean in Two-Stage Sampling Using Two Auxiliary Variables ... 1097

Other Articles

- M. GREBOWIEC
Foreign Trade Statistics in Poland after the Accession to the European Union 1107
- A. MŁODAK
Multilateral Normalisations of Diagnostic Features..... 1125
- A. ZAMOJSKA-ADAMCZAK
Identification of Sources of the Systematic Risk on the Polish Capital Market..... 1141

Book Review

- N. T. LONGFORD
Missing Data and Small-Area Estimation – Modern Analytical Equipment for the Survey Statistician
(prepared by Jan Kordos)..... 1149

Report

- European Conference on Quality and Methodology in Official Statistics (Q200), Cardiff, Wales, United
Kingdom, 24-26 April 2006 (prepared by Tomasz Piasecki and Agnieszka Zdep) 1155

Obituary

- A. Zeliaś (1939 - 2006)..... 1169

Amendment

- P. D. FALORSI, D. ORSINI, P. RIGHI
Balanced and Coordinated Sampling Designs for Small Domain Estimation 1173



Allgemeines Statistisches Archiv (AStA)

www.uni-koeln.de/wiso-fak/wisostatsem/asta/

The Allgemeines Statistisches Archiv (AStA), Journal of the German Statistical Society is edited by Prof. Dr. Wilfried Seidel, University of Cologne. It provides an international forum for researchers and users from all branches of statistics. The first part (Articles) contains contributions to statistical theory, methods, and applications. A focus is on statistical problems that arise in the analysis of economic and social phenomena. The second part (News & Reports) consists of news, reports, and other material that relates to the activities of the Society. Book reviews are published in the third part (Books). Invited papers which have been presented to the Annual Congress of the Society are regularly published in the second issue of a volume. All papers in the first part are anonymously refereed. In order to be acceptable, a paper must either present a novel methodological approach or a result, obtained by a substantial use of statistical method, which has a significant scientific or societal impact. Occasional review papers are also encouraged. Authors of contributions are requested to mail three copies to the editor for refereeing. The journal publishes original contributions in English and German language, articles preferably in English. After acceptance the author has to provide a LaTeX- or ASCII file of the final manuscript that follows the style of the Allgemeines Statistisches Archiv in citation and layout. For submissions, please contact:

German Statistical Society
c/o University of Cologne
Albertus-Magnus-Platz
50923 Cologne
Germany
Phone: +0049 (0) 221 470 4130
Fax: +0049 (0) 221 470 5084
E-mail: post@dstatg.de
Web: <http://www.dstatg.de>

Inhalt / Contents Vol. 89.1, 2005

Editorial Wilfried Seidel	1
Introduction: Item nonresponse and data quality Regina T. Riphahn	3
Abhandlungen / Articles	
Characteristics and impact of faked interviews in surveys—An analysis of genuine fakes in the raw data of SOEP Joerg-Peter Schraepfer, Gert G. Wagner	7
Factors that influence reading and comprehension of branching instructions in self-administered questionnaires Cleo D. Redline, Don A. Dillman, Lisa Carley-Baxter, Robert H. Creecy	21
Rounded responses to income questions Jens U. Hanisch	39
Item nonresponse on income questions in panel surveys: Incidence, imputation and the impact on inequality and mobility Joachim R. Frick, Markus M. Grabka	49
On the effect of item nonresponse on the estimation of a two-panel-waves wage equation Martin Spiess, Jan Goebel	63

Multivariate control charts based on a projection approach Olha Bodnar, Wolfgang Schmid	75
--	----

Rundschau / News & Reports

Wolfgang Wetzel in memoriam Gerd Hansen.....	95
---	----

Literatur / Books

Buchbesprechungen	98
-------------------------	----

Exploring Multivariate Data with the Forward Search. (Atkinson, A.C., Riani, M., Ceroli, A.): RAINER SCHLITTGEN

Lineare Modelle. (Toutenburg, H.): GÖTZ UEBE

Statistische Methodenlehre. (Ziegler, B.): NORMAN FICKEL

All of Statistics. (Wasserman, L.): CHRISTIAN KLEIBER

Arbeiten mit ökonomischen Modellen. (Gaab, W., Heilemann, U., Wolters, J.): GÖTZ UEBE

Statistics and Finance: An Introduction. (Ruppert, D.): NORMAN FICKEL

Buchinformationen	106
-------------------------	-----

Allgemeines Statistisches Archiv

Inhalt / Contents Vol. 89.2, 2005

Vorträge der Hauptversammlung / Talks at the Annual Meeting

Arbeitsmarkt und Statistik: Chancen und Herausforderungen für die empirische Arbeitsmarktforschung Bernd Fitzenberger, Joachim Möller.....	109
---	-----

Microdata Access and Labor Market Research: The U.S. Experience Katharine G. Abraham	121
---	-----

Arbeitsmarktforschung und Arbeitsmarktstatistik aus der Sicht der wirtschaftspolitischen Beratung: Erfahrungen und Perspektiven Wolfgang Franz.....	141
---	-----

Datenverfügbarkeit und Datenzugang am Forschungsdatenzentrum der Bundesagentur für Arbeit im Institut für Arbeitsmarkt- und Berufsforschung Jutta Allmendinger, Annette Kohlmann	159
--	-----

Job Creation and Destruction over the Business Cycles and the Impact on Individual Job Flows in Denmark 1980-2001 Rikke Ibsen, Niels Westergaard-Nielsen	183
--	-----

Unemployment duration and the length of entitlement periods for unemployment benefits: do the IAB employment subsample and the German Socio-Economic Panel yield the same results? Martin Biewen, Ralf A. Wilke	209
---	-----

Literatur / Books

Buchbesprechungen	237
-------------------------	-----

Wechselseitige Beziehungen zwischen Zuwanderung and Sozialversicherung (Ute Leber): G. UEBE

Statistical Analysis and Data Display (R.M. Heiberger, B. Holland): R. SCHLITTGEN

Allgemeines Statistisches Archiv

Inhalt / Contents Vol. 89.3, 2005

Abhandlungen / Articles

A Class of Two-State Selection Procedures using L-Statistics Narinder Kumar, Gobind P. Mehta and Virender Kumar.....	241
Linear Combinations, Products and Ratios of t Random Variables Saralees Nadarajah, Samuel Kotz.....	261
The Effects of Ignoring Level Shifts on Systems Cointegration Tests Carsten Trenkler.....	279
Using HP Filtered Data for Econometric Analysis: Some Evidence from Monte Carlo Simulations Mark Meyer, Peter Winker.....	301
Panel Seasonal Unit Root Test: Further Simulation Results and An Application to Unemployment Data Christian Dreger, Hans-Eggert Reimers.....	319

Rundschau / News & Reports

Produktdiversifizierung und Unternehmenserfolg: Nutzung der Forschungsdatenzentren der Statistischen Ämter Bernd Görzig, Hartmut Bömermann and Ramona Pohl.....	337
---	-----

Literatur / Books

Buchbesprechungen	353
Tabellen – Tipps und Tricks zur Gestaltung von Tabellen (M.J. Seitz): RÜDIGER OSTERMANN Wahrscheinlichkeit: Begriff und Rhetorik in der Sozialforschung (Götz Rohwer, Ulrich Pötter): ANDREAS BEHR Schließende Statistik: Grundlegende Methoden (U. Genschel, C. Becker): ANDREAS KLADROBA Strategic Voting in Mixed Electoral System (Thomas Gschwend): GÖTZ UEBE Regression Methods in Biostatistics – Linear, Logistic, Survival, and Repeated Measures Models (Eric Vittinghoff, David V. Glidden, Stephen C. Shiboshi and Charles E. McCulloch): RAINER SCHLITTGEN	

Allgemeines Statistisches Archiv

Inhalt / Contents Vol. 89.4, 2005

Abhandlungen / Articles

Nichtparametrische Dekomposition der Lohndifferenzen zwischen ost- und westdeutschen Betrieben Bernd Görzig, Martin Gornig, Axel Werwatz.....	365
Statistik für bivariate gemischte Poisson Prozesse am Beispiel der Kraftfahrthaftpflichtversicherung Mathias Zocher.....	383
Using Analysis of Variance and Factor Analysis for the Reduction of High Dimensional Variation in Time Series of Energy Consumption Carsten Schneider, Gerhard Arminger, Alexandra Schwarz.....	403
Time Series Properties of the German Production Index Gebhard Flaig.....	419

On the Product and Ratio of Gamma and Beta Random Variables Saralees Nadarajah, Samuel Kotz	435
--	-----

Rundschau / News & Reports

Sinn und Unsinn von Quoten auf Basis von preisbereinigten Werten Michael Grömling	451
--	-----

Literatur / Books

Buchbesprechungen	469
-------------------------	-----

Applied mathematical demography (N. Keyfitz, H. Caswell): GÖTZ UEBE Datenanalyse mit SAS. Statistische Verfahren und ihre grafischen Aspekte (W. Krämer, O. Schoffer, L. Tschiersch): NORMAN FICKEL An R and S-PLUS companion to Multivariate Analysis (B. Everitt): RAINER SCHLITTGEN Einführung in die Biometrie (E. Moll, J. Gröger, M. Liesebach, P.E. Rudolph, T. Stauber, M. Ziller): WALTER KRÄMER	
--	--

Dank an die Gutachter	475
-----------------------------	-----

Allgemeines Statistisches Archiv

Inhalt / Contents Vol. 90.1, 2006

Introduction: Developments and new dimensions in econometrics Olaf Hübler, Joachim Frohn	1
---	---

Abhandlungen / Articles

On the specification and estimation of large scale simultaneous structural macroeconomic models Pu Chen, Joachim Frohn.....	9
--	---

Dynamic factor models Jörg Breitung, Sandra Eickmeier.....	27
---	----

Unit root testing Jürgen Wolters, Uwe Hassler.....	43
---	----

Autoregressive distributed lag models and cointegration Uwe Hassler, Jürgen Wolters.....	59
---	----

Structural vector autoregressive analysis for cointegrated variables Helmut Lütkepohl	75
--	----

Econometric analysis of high frequency data Helmut Herwartz	91
--	----

Using quantile regression for duration analysis Bernd Fitzenberger, Ralf A. Wilke	107
--	-----

Multilevel and nonlinear panel data models Olaf Hübler.....	123
--	-----

Nonparametric models and their estimation Göran Kauermann.....	139
---	-----

Microeconomic models and anonymized micro data Gerd Ronning	155
Ordered response models Stefan Boes, Rainer Winkelmann	169
Some recent advances in measurement error models and methods Hans Schneeweiss, Thomas Augustin	185
The microeconomic estimation of treatment effects—An overview Marco Caliendo, Reinhard Hujer	201
Survey item nonresponse and its treatment Susanne Rässler, Regina T. Riphahn	217

Allgemeines Statistisches Archiv

Inhalt / Contents Vol. 90.2, 2006

Abhandlungen / Articles

The operating characteristic of double sampling plans by variables when the standard deviation is unknown Wolf Krumbholz, Andreas Rohr	233
University student enrollment forecasts by analyzing structural ratios using ARIMA-methods Stephan Boes, Peter Pflaumer	253
On the appropriateness of inappropriate VaR models Wolfgang Härdle, Zdeněk Hlávka, Gerhard Stahl	273
The effects of vocational training programmes on the duration of unemployment in Eastern Germany Reinhard Hujer, Stephan L. Thomsen, Christopher Zeiss	299

Rundschau / News & Reports

E-learning in der Statistik – Ein Vergleich verschiedener Lernsoftwareangebote Andreas Kladroba	323
Ist der Föderalismus in der Statistik noch zeitgemäß? Peter von der Lippe	341

Literatur / Books

Buchbesprechungen

Das Statistiklabor. Einführung und Benutzerhandbuch (R. Schlittgen): N. FICKEL	
Die Anwendung der Konzepte probabilistischer Bevölkerungsmodelle auf Prognosen für den Hochschulbereich (S. Boes): G. UEBE	
Mathematical Statistics: Exercises and Solutions (J. Shao): G. UEBE	
Testing Statistical Hypotheses (E.L. Lehmann, J.P. Romano): K. WEBEL	
MIKAS – Mikroanalysen und amtliche Statistik (J. Merz, M. Zwick): B. KÖHLER	

Allgemeines Statistisches Archiv

Inhalt / Contents Vol. 90.3, 2006

Abhandlungen / Articles

Analysis of variance of paired data without repetition of measurement Klaus Martin, Annette Böckenhoff	365
A note on an IPPS sampling scheme L.N. Sahoo, B.C. Das, G.N. Singh.....	385
Power kurtosis transformations: Definition, properties and ordering Ingo Klein, Matthias Fischer	395
Extreme value models with application to drought data Saralees Nadarajah	403
Estimation of a linear model under microaggregation by individual ranking Matthias Schmid.....	419
Phillips-Perron-type unit root tests in the nonlinear ESTAR framework Christopher Rothe, Philipp Sibbertsen	439

Rundschau / News & Reports

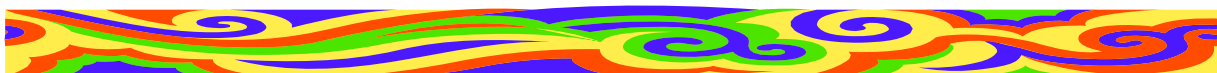
Volumenanteile und Wachstumsbeiträge bei der Vorjahrespreismethode mit Verkettung Karl-Heinz Tödter	457
First German register based census in 2011 Helmut Eppmann, Sonja Krügener, Josef Schäfer	465

Literatur / Books

Buchbesprechungen	483
Statistical Demography and Forecasting (J.M. Alho, B.D. Spencer): G. Uebe Einführung in die Statistik mit EXCEL und SPSS (C. Duller): N. FICKEL Probability: A Graduate Course (A. Gut): K. WEBEL Analysis of Integrated and Cointegrated Time Series with R (B. Pfaff): R. SCHLITTGEN Schriftenreihe "Statistik & Wissenschaft" Bd. 4: Handbuch zur Anonymisierung wirtschaftsstatistischer Mikrodaten (Statistisches Bundesamt (Hrsg.)): J. MERZ Statistik im Bachelor – Studium der BWL und VWL, Methoden, Anwendung und Interpretation (M.C. Wewel): K.-H. TÖDTER	

IASS Officers and Council Members

President (2005–2007):	Gordon Brackstone, gordon.brackstone@statcan.ca
President-elect:	Pedro Luis do Nascimento Silva (Brazil), pedronsilva@gmail.com
Vice-Presidents :	John G. Kovar (Canada), Kovar@statcan.ca Jelke Bethlehem (Netherlands), jbtm@cbs.nl
Scientific Secretary:	Lilli Jappec (Sweden), lilli.jappec@scb.se
Council Members: (2005-2009)	Geoffrey Lee (Australia), geoff.lee@abs.gov.au Don Royce (Canada), Don.Royce@statcan.ca Giuliana Coccia (Italy), coccia@istat.it Leyla Mohadjer (United States), LeylaMohadjer@Westat.com Sarah M. Nusser (United States), nusser@iastate.edu Wei Yuan (China), wuyuan@ruc.edu.cn
Committee Chairs:	
2007 Programme Committee	David Steel (Australia) david_steel@uow.edu.au
2007 Nominations Committee:	Beverley Carlson (USA), bcarlson@eclac.cl
2009 Programme Committee:	Leyla Mohadjer (USA), LeylaMohadjer@Westat.com
The Secretariat:	
Executive Director:	Michel Péronnet (France), peronnet.michel@wanadoo.fr
Treasurer:	Michel Kagan (France), Michel.kagan@insee.fr
Executive Secretary:	Anna Maria Vespa-Leyder (France), vespa@cepii.fr
Secretary:	Claude Olivier (France), claud.olivier@insee.fr



**INTERNATIONAL ASSOCIATION
OF SURVEY STATISTICIANS**

CHANGE OF ADDRESS FORM



If your home or business address has changed, please copy, complete, and mail this form to:

**IASS Secretariat
c/o INSEE-CEFIL
Att. Ms. Claude Olivier
3, rue de la Cité
33500 Libourne – France**

Name: Mr./Mrs./Miss/Ms. _____ **First name:** _____

E-mail address (please just indicate one): _____

May we list your e-mail address on the IASS web site?

Yes No

Home address

Street: _____

City: _____

State/Province: _____ **Zip/Postal code:** _____

Country: _____

Telephone number: _____

Fax number: _____

Business address

Company: _____

Street: _____

City: _____

State/Province: _____ **Zip/Postal code:** _____

Country: _____

Telephone number and extension: _____

Fax number: _____

Please specify address to which your IASS correspondence should be sent:

Home Business



Institutional Members



4 International Organizations

AFRISTAT
CICRED
EUROSTAT
UNITED NATIONS STATISTICAL DIVISION

31 Bureaus of Statistics

ARGENTINA - INSTITUTO NACIONAL DE ESTADISTICA Y CENSOS - INDEC
AUSTRALIA - AUSTRALIAN BUREAU OF STATISTICS
BELGIUM - INSTITUT NATIONAL DE STATISTIQUE
BRAZIL - INSTITUTO BRASILEIRO DE GEOGRAFIA E ESTATISTICA - IBGE
CANADA - STATISTICS CANADA
CHINA - GOVERNO DE MACAU
COTE D'IVOIRE - INSTITUT NATIONAL DE LA STATISTIQUE
CZECH REPUBLIC - CZECH STATISTICAL OFFICE
DENMARK - DANMARKS STATISTIK
FINLAND - STATISTICS FINLAND
FRANCE - INSTITUT NATIONAL DE STATISTIQUE ET D'ÉTUDES ÉCONOMIQUES - INSEE
GAMBIA - CENTRAL STATISTICS DEPARTMENT
GERMANY - STATISTISCHE BUNDESAMT
GREECE - NATIONAL STATISTICAL SERVICE OF GREECE
IRAN - STATISTICAL CENTER OF IRAN
ITALY - INSTITUTO CENTRALE DI STATISTICA - ISTAT
MEXICO - INSTITUTO NACIONAL DE ESTADISTICA, GEOGRAFIA E INFORMATICA - INEGI
NETHERLANDS - CENTRAL BUREAU OF STATISTICS
NEW ZEALAND - STATISTICS NEW ZEALAND
NIGERIA - FEDERAL OFFICE OF STATISTICS
NORWAY - CENTRAL BUREAU OF STATISTICS
PORTUGAL - INSTITUTO NACIONAL DE ESTATISTICA - INE
REPUBLIC OF KOREA - NATIONAL STATISTICAL OFFICE - NSO
SPAIN - INSTITUTO NACIONAL DE ESTADISTICA
SWEDEN - STATISTICS SWEDEN
SWITZERLAND - OFFICE FEDERAL DE STATISTIQUE
TANZANIA - BUREAU OF STATISTICS
UNITED KINGDOM - OFFICE FOR NATIONAL STATISTICS
USA - BUREAU OF THE CENSUS
USA - DEPARTMENT OF EDUCATION
USA - DEPARTMENT OF HEALTH AND HUMAN SERVICES

6 Universities, Research Centers, Private Statistics Firms

ARGENTINA - UNIVERSIDAD NACIONAL DE TRES DE FEBRERO
DENMARK - SFI
EUROPE - A.C. NIELSEN MANAGEMENT SERVICE
FRANCE - INSTITUT NATIONAL D'ÉTUDES DEMOGRAPHIQUES - INED
USA - RESEARCH TRIANGLE INSTITUTE
USA - Westat

Read
The Survey Statistician
on line!



<http://isi.cbs.nl/iass/index.htm>