



ARGENTINA

Reporting: **Verónica Beritich**

Closure of the 21st meeting of the CEA, presided over by Argentina for the first time in history.

The director of the National Institute of Statistics and Censuses (INDEC), Marco Lavagna, led the closing ceremony of the 21st meeting of the Executive Committee of the Statistical Conference of the Americas (CEA), an organization that Argentina chairs for the first time in history. The meeting was held the last week of August 2022 at the headquarters of the Economic Commission for Latin America and the Caribbean (ECLAC), in Santiago, Chile. The next edition of the CEA-CEPAL will be held at the end of 2023 in Argentina, at which time the presidency of our country in the Executive Committee will also end.

Representatives from the national offices of 28 member states of ECLAC and four associate members, along with members of different agencies, funds and programs of the United Nations, together with international organizations and academies participated in the working sessions.

Firstly, at the beginning of the Conference, the authorities of the national statistical offices of Argentina, Costa Rica, Brazil and Saint Lucia spoke about the recent advances in their population censuses, while the authorities of Paraguay, Jamaica and the Dominican Republic were part of a panel discussion on the challenges facing their upcoming population surveys.

Secondly, the seminar "Beyond GDP: statistical challenges for measuring development" was also held, with the participation of the director of the United Nations Statistical Division, Stefan Schweinfest, among other leaders in the region.

Thirdly, the delegations analyzed the progress in the execution of the Biennial Program of Regional and International Cooperation Activities 2022-2023.

Finally, the regional follow-up of the 2030 Agenda for Sustainable Development was carried out.

In the bilateral meetings that took place within the framework of the Conference, the Argentine delegation shared the experience of INDEC in the recent National Survey on Consumption and Care Practices, which is in the field until the month of November. Other outstanding presentations were made, such as the launch of the document "Breaking the statistical silence to achieve gender equality in 2030", carried out jointly between the Regional Conference on Women and the CEA, among other topics.

General information can be found at www.indec.gob.ar.

For further information, please contact ces@indec.gob.ar.

AUSTRALIA

Reporting: **James Chipperfield, Daniel Elazar, Anthony Russo and Joseph Chien**

Network reconstruction during a time of economic disruptions

Governments across the globe are increasingly interested in measuring resilience in the business supply chain network, forecasting the impacts of emerging or potential disruptions, developing effective mitigation strategies, and facilitating economic recovery. The Australian Bureau of Statistics (ABS) has been undertaking an innovation project to evaluate the feasibility of reconstructing the domestic business supply chain network and estimate the risks and likely impacts of economic shocks through the Australian economy. This is difficult to do with existing statistics that are not designed to capture the trading relationships between businesses and hence the dynamics of network interactions.

Following the methods of the Dutch Central Bureau of Statistics and in the emerging body of literature on network reconstruction, the ABS has utilised supply-use tables from the national accounts and tax data on business sales and purchases to construct a probabilistic prototype supply chain network. The ABS proof of concept (PoC) work currently focuses on the bread manufacture supply chain, from fertiliser production to wheat farms, to flour milling and finally to bread-making. The PoC can be extended to other parts of the economy to measure the extent and magnitude of disruptions throughout the supply chain. Network reconstruction presents new opportunities to quantify complex economic and social systems. A reconstructed network would enable the ABS to fill critical data gaps and provide new statistical tools in policymaking, macroeconomics and supply chain research.

For additional information on the exploration of network reconstruction at the ABS, see: <https://www.abs.gov.au/statistics/research/supply-chain-network-reconstruction>

Contact: Daniel Elazar (daniel.elazar@abs.gov.au) and Anthony Russo

DataLab

The ABS DataLab provides a safe environment for researchers to access both household and business microdata to undertake complex research. The number of sessions has increased substantially since 2019–20, with 15,520 sessions accessed in 2020-21 and 24,037 sessions accessed in 2021-22.

To ensure privacy and confidentiality rules are followed, DataLab outputs need to follow strict procedures to minimise disclosure risks. Currently, output clearance is a manual checking process which is not scalable, cost effective or free from human error. There is also a risk that the increasing number of outputs from different projects could potentially introduce differencing risks even though these outputs have individually met the strict output criteria.

To automate the process, minimise differencing risks and reduce the costs, the ABS has prototyped an output protection tool that consistently applies the ABS perturbation methodology to aggregate outputs. The prototype is being trialled and feedback is being gathered to improve usability and expand on its methods. The tools are being developed further and being made more widely available in the DataLab.

Contact: Joseph Chien (joseph.chien@abs.gov.au)

CANADA

Reporting: **Karelyn Davis and Joseph Duggan**

International Methodology Symposium series hosted by Statistics Canada

Statistics Canada began its International Methodology Symposium series in 1984 and has since hosted a total of 33 Symposia, having co-organized other large-scale methodology and statistical meetings in some years. The Symposium is a gathering of international experts to present their findings and exchange ideas on statistical methods and best practices, and has grown in interest and participation over the years. Symposium 2003 marked the first year of hosting the Waksberg Address, in honour of Joseph Waksberg's important contributions to survey methodology over his lengthy career. When the coronavirus pandemic forced a pause in gatherings, an on-line panel discussion was held instead, and it proved to be a pilot for Statistics Canada's entry to hosting virtual conferences. In each of the past two years, the Symposium has been entirely virtual, attracting close to a thousand participants from around the world.

For the 33rd edition of the Symposium in November 2022, the organizers chose a timely theme of **Data Disaggregation: Building a more-representative data portrait of society**. In many countries around the world, societal movements and change are leading to increased and growing demand for official statistics that help address gender gaps, racism and other systematic barriers. New methodologies are needed to break down data into sub-categories according to gender, race, age, sexual orientation and disability. For every person to reach their full potential, society needs to properly understand the circumstances in which people live and the barriers they face. As stated by Zeid Ra'ad Al Hussein, the United Nations High Commissioner for Human Rights: "Only if we track progress for different population groups, in all countries, can we ensure that no one is indeed being left behind."

The Keynote address for the Symposium was provided by Grace Sanico Steffan from the United Nations Office of the High Commissioner for Human Rights in Geneva. Ms. Steffan spoke on the topic of "Breaking the Cycle of Invisibility in Data," with particular emphasis on the United Nations framework for human rights indicators and the Human-Rights Based Approach to Data. The Symposium also included invited and contributed sessions on the topics of data integration, sampling hard-to-reach populations, data access and confidentiality, record linkage, as well as two panel sessions: one on the emerging science of data equity and another on the important topic of collection for indigenous populations.

Three virtual workshops were also offered to participants on the topics of: Disaggregating Racial-Ethnic Classification Systems to Improve Data Equity by Dr. Tara Becker from UCLA and the National Academies; Design and Analysis of Survey Data in Python by Dr. Mamadou Diallo of Samplics LLC; and a third detailed Methods for Multiple Frame Surveys by Dr. Fulvia Mecatti from the University of Milano-Bicocca. Finally, in continuing the tradition of the Symposium, the 2022 recipient of the Waksberg award, Professor Roderick Little of the University of Michigan delivered an invited presentation entitled "Bayes, buttressed by design-based ideas, is the best overarching paradigm for sample survey inference."

The next iteration of the Statistics Canada International Methodology Symposium is planned for 2024, with a topic yet to be determined. Proceedings from the 2022 International Methodology Symposium will be available in mid-2023 from the website:

<https://www.statcan.gc.ca/en/conferences/symposium2022/index>

CROATIA

Reporting: **Ksenija Dumičić**

The Croatian Bureau of Statistics (CBS) published the final results of the Census 2021

In September 2022, the Croatian Bureau of Statistics (CBS) published the final results of the Census of Population, Households and Dwellings in the Republic of Croatia in 2021 (Census 2021) on the total population by gender and age and ethno-cultural characteristics of the population. The Census 2021 was conducted in two ways: From September 13 to 26, 2021, citizens could be registered independently using the census questionnaire in electronic form that was available on the e-Citizens portal, simultaneously listing the household and the apartment in which they live. From September 27 to November 14, 2021, enumerators used electronic devices to enumerate all census units that were not self-enumerated and controlled the data collected by self-enumeration (by downloading the control code from households that were enumerated in the e-Citizens system). According to Census 2021, Croatia has 3,871,833 inhabitants, 48.17% are men, and 51.83% are women. Compared to the Census 2011, the number of inhabitants decreased by 9.64%. CBS webpage: <https://dzs.gov.hr/vijesti/objavljeni-konacni-rezultati-popisa-2021/1270>. More Census 2021 data will be published successively.

SHARE Project survey, wave 9, in Croatia, conducted with F2F interviews, again

Research on Health, Aging and Retirement in Europe (SHARE) was launched in 2004 at the initiative of the European Commission to provide longitudinal microdata on population aging in 26 countries of the European Union, Israel, and Switzerland, https://www.share-project.hr/en/about-share/#vise_. It was conceived as a multinational and interdisciplinary study intended to collect microdata and monitor changes in the economic, health and social situation of people aged 50+. The collected data are important for the reform processes of the government administration, when creating pension, health or social policies within individual ministries or special institutes. The SHARE project, which is based on a survey sample with personal interviews, has been implemented in Croatia since 2015. In 2020, SHARE's contribution to research on the social, health and economic impact of COVID-19, described at <https://www.share-project.hr/hr/share-covid-19-research-project/>, related to wave 8, was exceptionally done by telephone interviews with a special questionnaire "SHARE Corona 1", and was completed at the beginning of August 2020. At the beginning of summer 2021 using a questionnaire "SHARE Corona 2" the second survey of SHARE Corona, part of wave 9 of the SHARE study was conducted. In Croatia, 2,200 interviews were conducted in the first SHARE Corona survey, and around 2,000 in the second. Most of the respondents involved in it have been participating in the SHARE project since 2015. The data from the first SHARE Corona survey has been available to the scientific community since December 2020, while the data from the second survey SHARE Corona were published in early 2022. In wave 9 interviews reverted to face-to-face (F2F) mode, and the fieldwork was completed in September 2022, executed by Ipsos. The final result of wave 9 will be available in 2023.

ESTONIA

Reporting: **Imbi Traat**

Workshop on Survey Statistics 2022 in Tartu

The Baltic-Nordic-Ukrainian (BNU) network in Survey Statistics has organized annual workshops in the member countries since 1997. The 2022 workshop took place in August 23-26 in Tartu, Estonia. A special feature of the workshop was its hybrid mode. The group of 48 in-person participants in

Tartu was nicely supplemented by a total of 40 online participants from all over the world, as far as Ethiopia and India. Importantly, the hybrid mode enabled our partners from wartime Ukraine to participate in the workshop. However, meeting colleagues and friends in person and following the lectures on site in the auditoriums was very enjoyable after the tough years of the Covid pandemic.

The workshop was held in the newly built Delta Centre of the University of Tartu <https://delta.ut.ee/en/> – the home of the local organizers from the Institute of Mathematics and Statistics. Delta Centre appeared ideal for hosting conferences due to its nice location on the river bank in the park in the centre of the city, and featuring auditoriums of different sizes equipped with modern digital technology.

The scientific program of the workshop was devoted both to innovations in the established methods on survey and official statistics and new and emerging approaches in the area. Non-probability sampling was one of the key topics. The first keynote speaker, Jean-François Beaumont, gave an online talk on inference from non-probability samples through data integration. The keynote speech by María del Mar Rueda addressed further challenges in inference with non-probability surveys. Unfortunately, she was unable to participate and her colleague Ramón Ferri-García delivered the talk. A PC lab on estimating with non-probability surveys using R was conducted by Luis Castro-Martín. Recent advances in population statistics were discussed by Li-Chun Zhang – the keyword was fractional counting. Among the invited papers on specific topical areas and country-specific invited talks, Oleksandr Gladun of the National Academy of Sciences of Ukraine presented Censuses in Ukraine: past and perspective. As with previous workshops, we had several contributed presentations. Abstracts are available in the electronic Proceedings on the BNU homepage. <https://wiki.helsinki.fi/display/BNU/Home>

Carl-Erik Särndal, the author of two milestone publications of 1992, the Springer book "Model-Assisted Survey Sampling" (with Bengt Swensson and Jan Wretman) and the JASA article "Calibration Estimators in Survey Sampling" (with Jean-Claude Deville), gave a keynote talk entitled "Progress in survey science, yesterday, today, tomorrow", followed by a round table discussion. This issue of *TSS* contains a short congratulatory text for Carl-Erik's 85th birthday.

Baltic-Nordic co-operation on survey statistics started in 1992 by the initiative of Prof. Gunnar Kulldorff and was developed as the Baltic-Nordic-Ukrainian Network on Survey Statistics from 1996 on. Today the BNU Network involves partners from Estonia, Finland, Latvia, Lithuania, Poland, Sweden and Ukraine. The participating institutions are universities, national statistical institutes and statistical associations. The University of Tartu, Statistics Estonia and the University of Helsinki had primary responsibility for organizing the Tartu 2022 workshop. The event was sponsored by the International Association of Survey Statisticians and Nordic Council of Ministers.

FRANCE

Reporting: **Philippe Brion**

The French Secure Data Access Centre (CASD), a Service for Datascience and Scientific Research

Giving researchers access to individual data collected by the Official Statistical System constitutes a major scientific challenge. This very detailed information requires a very high level of security to avoid any disclosure that would be prejudicial to the citizen, or any use by an unauthorised third party. To meet this security requirement, INSEE created in 2010 the Secure Data Access Centre (*Centre d'accès sécurisé aux données* in French, or CASD), whose teams have designed a secure device, allowing remote access while ensuring strong user authentication and confinement of the files.

CASD, now autonomous, has developed over time, extending its perimeters to other data producers than official statisticians and other types of highly detailed, sensitive data such as health data and administrative data. This service provides new solutions to the issue of record linkage and reproducibility of research work based on confidential data. CASD is increasingly used by the research community in France, and the originality of the experience, although relatively recent compared with that of its foreign partners, is enabling it to expand on an international level.

Technically, confidential data are hosted in the hermetic “secure bubble” of an integrated secure infrastructure with secure “sub-bubbles” for each research project accessing the data. Each of these sub-bubbles can only be accessed via dedicated client workstations (SD-Box) installed at the users’ offices in their institutions and directly managed by CASD. Researchers can work within their bubble in a high-quality research environment providing all the necessary software tools; over the whole lifecycle of their research project: from the data processing to the writing of their papers. Data cannot be downloaded, and results are exported once anonymized.

Such a large set of confidential data can be accessed remotely also across borders (at the moment, researchers can work from their universities in the EU and EFTA countries as well as in North America).

Today, CASD’s data catalogue pools together 367 confidential data sources (more than 3000 datasets). It has allowed over 3800 users from various domains and countries to securely access and jointly work with those data.

More information in: <https://www.insee.fr/en/information/5014754?sommaire=5014796>

For a demand of access to data : <https://cdap.casd.eu/comite-secret-statistique>

Contact : service@casd.eu

GERMANY

Reporting: **Dr. Jan Pablo Burgard**

The Census of Germany today and in the future

Due to the COVID-19 pandemic, the German Census 2021 was postponed to 2022, with the qualifying date being the 15th of May 2022. Like the German Census 2011, it combines the population register, the register of buildings and dwellings, and a regionally stratified random sample of residential buildings. Within the sampled buildings, all residents are surveyed. The sample is estimated to include about 10 million persons, a slight increase in comparison to the Census 2011. It is planned to finalize the survey in November 2022. By comparing the population register with the sample results, estimation of population figures as well as over- and undercoverage estimation is performed. The release of the first results is planned for the end of the year 2023. For more information, please visit the homepage at <https://www.census2022.de>

In parallel, the German Federal Statistical Office is pre-testing a new census strategy, which is based mainly on the use of registers, called Registercensus. The aim is to reduce the survey burden for the population by making use of the information already available at the different institutions of the Federal Republic of Germany, and its federal states. At the same time, the automatization of processes could lead to more timely and regionally differentiated results. Depending on the success of these pre-test, the next census in 2031 could be almost purely register based. For more information, please visit the homepage at https://www.destatis.de/EN/Themes/Society-Environment/Register-census/_node.html

Also in 2022, the German Federal Statistical Office is conducting a time use survey on a voluntary basis. This survey is conducted every ten years. It will be very interesting to see the changes in time use, especially with the structural changes driven by COVID-19 in everyday work and leisure times. For more information, please visit the homepage at https://www.destatis.de/DE/Themen/Gesellschaft-Umwelt/Einkommen-Konsum-Lebensbedingungen/Zeitverwendung/zve2022/_inhalt.html

THE NETHERLANDS

Reporting: **Arnout van Delden and Paul Smith**

European Establishment Statistics Workshop 2021

The seventh *European Establishment Statistics Workshop* (EESW21) was held 14-17 September 2021 as an online event, virtually hosted by Statistics Netherlands and by the Office for National Statistics. The programme, papers and presentations and a detailed report can be found at <https://sites.google.com/enbes.org/home/home/news-and-events>. The central theme of the workshop was 'adapting establishment statistics to new conditions'.

The first day we discussed adapting data collection to COVID-19, notably the move away from surveys sent by ordinary mail and toward other ways of data collection. Slovenia presented an example of using web portals and electronic questionnaires, for which a clear routing and careful testing are needed. In Portugal, lower survey response rates were a booster to use administrative data instead. That required correction for measurement and coverage errors. Canada presented a rapid way to collect business data by crowdsourcing, for which auxiliary data were used to correct for the selectivity.

The second day we discussed different forms of alternative data sources. Two presentations discussed 'System-to-System' data collection: one concerned bookkeeping software and the other one smart farming data. The transformation of the collected data into statistical variables poses a challenge. A third presentation concerned the use of website data to estimate social media usage. The next session looked at combining sources such as using job advertisement data to supplement survey data, and using combinations of administrative data to improve output on entrepreneurs. The day concluded with an ENBES general meeting which yielded various suggestions for common topics of interest.

The third day began with a session on quality aspects. Statistics Netherlands presented an approach to assess quality of imputations based on random forests. Canada presented an approach to combine multiple quality measures for administrative data into an overall indicator. Finally there was a paper on the way COVID-19 affected various processing steps in short-term statistics and consequently the quality of the output. This topic linked well to a session on how to produce new monitoring statistics. Portugal had launched a short survey which was put together in around 5 days; Serbia designed a flexible system that could launch several new surveys; Ireland used administrative data to produce new output.

Three presentations on seasonally adjusting series during the COVID pandemic took place on the final day. One focused on economic indicators, the next on how to react in real time to get a good seasonal adjustment, and the third on robust seasonal adjustment methods. The last session covered network analysis of enterprises, and began with an overview of company level production networks which are constructed in several countries using administrative data, primarily registers of VAT declarations. Further, a paper discussed how to assess the resilience of production networks. The third presentation discussed two approaches to reconstruct a business-to-business (B2B) trade network: one deterministic, the other a probabilistic entropy maximization approach. The final

presentation described a research project to develop a firm-to-firm payments dataset based on payment systems data.

ENBES gratefully acknowledges financial support from the IASS towards holding this workshop.

NEW ZEALAND

Reporting: **Adam Tipper**

Quarterly greenhouse gas emissions

Stats NZ are now releasing quarterly greenhouse gas emissions statistics as official statistics. The quarterly publication complements Stats NZ's suite of System of Environmental-Economic Accounting (SEEA) based emissions statistics including annual industry and household production, consumption, tourism, and regional emissions statistics. Using the quarterly methodology also allows for provisional annual emissions statistics to be published approximately six months after the end of the year. These annual statistics are also being used to provide more up-to-date regional emissions which now have a lag of approximately 8 months as opposed to the previous lag of 21 months.

Quarterly production-based emissions were developed over 18 months, after identifying customer need for more timely emissions data. Quarterly estimates are calculated using the SEEA greenhouse gas (GHG) annual production estimates and activity indicators (e.g., energy statistics, card transaction data, transport data) to project emission trends beyond the latest GHG Inventory (compiled under UNFCCC guidelines) year. The quarterly emissions statistics use the proportional Denton indicator method which is used to compile quarterly gross domestic product. Using this indicator method, emissions can be estimated up to six months behind current time, allowing SEEA-derived emissions to be reported up to 18 months ahead of the GHG Inventory. This allows closer monitoring of emissions volumes, economic-environmental decoupling, and comparisons of emissions behaviour to economic recovery following disruptive events such as COVID-19.

While in development, the quarterly account was released with an 'experimental' label. Following international peer review and stakeholder feedback, it was released as an official statistic for the first time on 20th July 2022. This recognises that the statistics are considered by Stats NZ to have methods that are robust, accurate and fit for purpose. Currently, only two other National Statistics Offices (Statistics Sweden and Statistics Netherlands (CBS) and the IMF routinely produce quarterly SEEA greenhouse gas emissions estimates, while the UK's Office for National Statistics is currently investigating feasibility.

See Greenhouse gas emissions (industry and household): December 2021 quarter for key results from the series and for links to methodology.

For further information, please contact Adam Tipper, Stats NZ, email: adam.tipper@stats.govt.nz

PERU

Reporting: **Leonor Laguna**

Recent improvements to data quality and dissemination

The INEI (Instituto Nacional de Estadística e Informática) is using electronic devices to collect information in all the surveys they carry out. This practice was instituted about 4 years ago. This approach has had a positive impact on both the data quality and the data processing of surveys.

The INEI has also organized a Data Base of the main surveys it carries out. The Data Base contains the information collected and methodological documentation in support of the Data Base, all of which are made available to the public.

To access to the Data Base you may use the following link:

<https://www.inei.gob.pe/bases-de-datos/>

PORTUGAL

Reporting: **Almiro Moreira and Sofia Rodrigues**

WebInq - an electronic processes for Data Collection in Business Statistics

Statistics Portugal (INE) is aware of the effort required from the respondent units to answer its surveys. Therefore, INE has established the adoption of new processes for data collection as a priority, both to minimise the statistical burden imposed and to better manage the procedures and resources allocated to respond to the surveys it conducts.

WebInq was created in 2005 as an innovative service available on the Internet aimed to collect data electronically, reducing the effort required from companies to respond to official questionnaires, and aiming to improve the relationship with respondents by creating processes that reduce and speed up their work. The response to the INE surveys is available in a WebInq private area, after certification with a code and password. Companies may complete the online electronic form and upload XML files with the option "Upload XML file" or through a webservice available by INE. This option will gradually replace the previous one.



WebInq provides safety and confidentiality, as it uses a secure HTTPS (Secure Sockets Layer) connection protocol for transmitting private data over the Internet.

WebInq continues being a benchmark in terms of electronic data collection, as it constitutes a data provider communications channel involving 83 business surveys, more than 70,000 companies in surveys, and more than 870,000 collected questionnaires.

SWITZERLAND

Reporting: **Alina Matei**

Special honour bestowed by the University of Neuchâtel, and a seminar series on innovation in survey research and practice



Prof. Carl-Erik Särndal received on November 5, 2022 the title of Doctor Honoris Causa awarded by the University of Neuchâtel, Switzerland

Two important events related to survey statistics took place in Switzerland in 2022, initiated and supported by the Institute of Statistics of the University of Neuchâtel. The first one concerns the title of Doctor Honoris Causa awarded by the University of Neuchâtel in 2022.

We are very happy to announce that Prof. Carl-Erik Särndal received on November 5, 2022 this very prestigious title for all his contribution in science. With this occasion, Prof. Särndal gave a lecture entitled "Progress in survey science and practice: yesterday - today - tomorrow". Prof. Särndal presented personal reflections on the progress made in the field, and shared his thoughts on how progress can be made in survey statistics.

The second one is the organization of the international Francophone webinar on survey statistics, in collaboration with the Group 'Surveys, Models and Applications' of the French Statistical Society. The event takes place every two months, gathering survey statisticians from French speaking countries (Africa, Europe, and Nord America), and presenting recent and innovative developments in survey research and practice. The first webinar was held on October 20, 2022. For more information, please visit

https://www.sfds.asso.fr/fr/enquetes_modeles_et_applications/evenements/707-seminaire_en_ligne/

UNITED KINGDOM

Reporting: **Paul Smith and Simon Heckenmueller**

Initiatives at the ONS, and the Generations and Gender Survey

On 27 October, the Office for National Statistics (ONS) released a new and improved version of UK Climate Change Statistics Portal, ahead of COP27 which took place in Sharm El-Sheikh, Egypt. The new version built upon a prototype from October 2021, a cross-government project for analysts and policymakers to inform efforts to reach 'net zero' emissions by 2050 and adapt to climate change. It brings together relevant and timely statistics using a series of themed dashboards that visualise key data. The new version included improved display on mobile devices; enhanced interactivity; easier navigation; and a greater range of available visualisations. The portal is powered by the Integrated Data Service (IDS), an ONS-led and government-wide partnership. ONS also published a series of

climate-related outputs around COP27, including people's climate worries and actions, business views on climate change impacts and actions, and excess mortality during heat-periods in England and Wales earlier in 2022.

The COVID-19 Infection Survey is changing: ONS plans several changes regarding the data collection and the sample size while preserving the value of the survey which includes insights into how the virus is spreading, the effectiveness of vaccines, and how symptoms may vary with different variants. Previously, survey workers visited people at their homes monthly but soon all this information will be collected online or by telephone. Participants will post their swab and blood samples, or these will be collected by a courier. And while the survey formerly collected samples and information from around 400,000 people across the UK every month, such a high level of precision is now less critical. The sample will be reduced to around 300,000 swab tests and around 120,000 blood tests each month, but can be adjusted in response to changing needs for information as the pandemic evolves.

The ONS is currently transforming the way it produces statistics on research and development (R&D): Comparing responses to the Business Expenditure on Research & Development (BERD) Survey with information from the larger Annual Business Survey, showed that more smaller businesses were undertaking R&D than was previously known. An article on Gross domestic expenditure on research and development provides more details about how this information was used to reweight the data. The recent annual releases of BERD and Gross Expenditure on R&D (GERD) outlines improvements, including a new, more comprehensive source of data on R&D in the Higher Education sector (TRAC). Longer-term redevelopment of R&D statistics will include developing an improved sampling frame to better take account of the types of businesses undertaking R&D.

The University of Southampton jointly with NatCen are currently collecting Generations and Gender Survey (GGS) data in the UK for the first time using a nationally representative sample of approximately 7000 people and employing complex online survey. It aims to better understand how young and mid-life adults in the UK are transitioning to adulthood, forming partnerships and families, and coping with recent economic, social and political uncertainty.

UKRAINE

Reporting: **Olga Vasylyk**

Special report from Ukraine

On the 24th of February, 2022, life in Ukraine changed dramatically. The full-scale Russian invasion caused deaths of thousands of civilians, the displacement of millions of refugees, and hundreds of destroyed settlements.

Since the start of the war, more than 7.2 million individual refugees from Ukraine have been recorded across Europe [1]. The majority of refugees are women, children, and men over 60. Around 84% of refugees are of working age, many of whom have lost their jobs or had to resign due to the war. The war has had a destructive impact on all spheres of our life, and, of course, on academic and scientific activities too. Many scientists, teachers and students have been forced to leave their homes, scattering around the world. Some of them continue their work or studies remotely, others have looked for a new job or study program. For the moment, staying in Ukraine, I can meet with my students only on-line.

Recently the team of "Kyiv Rysing" conducted a complex survey accompanied by many interviews with experts regarding the current situation in Ukraine (<https://kyivrysing.kyivconsulting.com/present>). They say: "our mission was to make a blurred window clear by processing piles of various multi-sectoral data on the country's Military, Social, Environmental and Economic domains and presenting it in a structured, clear and concise way." According to the results of this survey, about one-third of

Ukrainians were forced to leave their homes to save their own lives, about 30% of employees in Ukraine have lost their jobs, over two million Ukrainian children were forced to move abroad, almost 22,000 Ukrainian teachers stayed abroad, and 69 education institutions moved their operations to the safer regions of Ukraine. In 2022, around 30% of Ukrainian students were expected to apply to European universities.

Despite the difficult circumstances, survey statistics institutions in Ukraine continue to provide up-to-date information. The State Statistics Service of Ukraine (<https://ukrstat.gov.ua>) monitors economic processes, macroeconomics indicators etc. as they did “before wartime”. The Institute for Demography and Social Studies of the National Academy of Sciences of Ukraine (<https://idss.org.ua>) monitors migration processes, the demographic situation, and the labour market on a continuous basis. In September, the director of the Institute for Demography and Social Studies Dr. Ella Libanova at the seminar “Responsible leadership - the basis of building gender-oriented governance” said the following: “From February 24 to September 19, about 8.4 million people left Ukraine. During this time, 7.2 million people entered. Currently, 1.2 million people from Ukraine are abroad.” She assumes that Ukraine may lose a further 500,000 to 600,000 people, up a maximum of 5 million, in the event of a prolonged war [2].

Kyiv International Institute of Sociology has resumed its work in May, 2022. You can find information about its recent surveys at <https://www.kiis.com.ua>. In October, 2022, the Faculty of Sociology of Taras Shevchenko National University of Kyiv announced its annual university survey UNIDOS, which monitors various spheres of students' life: satisfaction with studies, teachers, reasons for entering this particular university, plans for the future etc. (<http://unidos.univ.kiev.ua/?q=en>). In connection with the Russian invasion, this year's survey also includes a small psychological test. Recently the National Technical University of Ukraine «Igor Sikorsky Kyiv Polytechnic Institute» started its annual survey on the quality of education (<https://dnvr.kpi.ua>). Life goes on...

Writing these notes between blackouts, from time to time I was thinking “What do I feel now?” Fears, panic, confusion of the first months of war are already gone. Air raid alerts and blackouts mostly cause irritation and the question “Do the Russians really think they can break us with this?” It is not because I am so brave, it is just that a person – maybe unfortunately – gets used to everything. But we all believe that with the help of other countries that are on the side of good, Ukraine will win this terrible war, that we will be able to work in peace, our children will be able to go to school in peace, most of the refugees will return home and we will all rebuild our glorious Ukraine together.

References

[1] United Nations High Commissioner for Refugees website: <https://www.unhcr.org/ukraine-emergency.html>

[2] <https://nads.gov.ua/news/za-naihirshoho-stsenariiu-ukrainu-shche-polyshyt-do-5-mln-hromadian-ella-libanova-dyrektorka-instytutu-demohrafii-ta-sotsialnykh-doslidzhen-nanu>

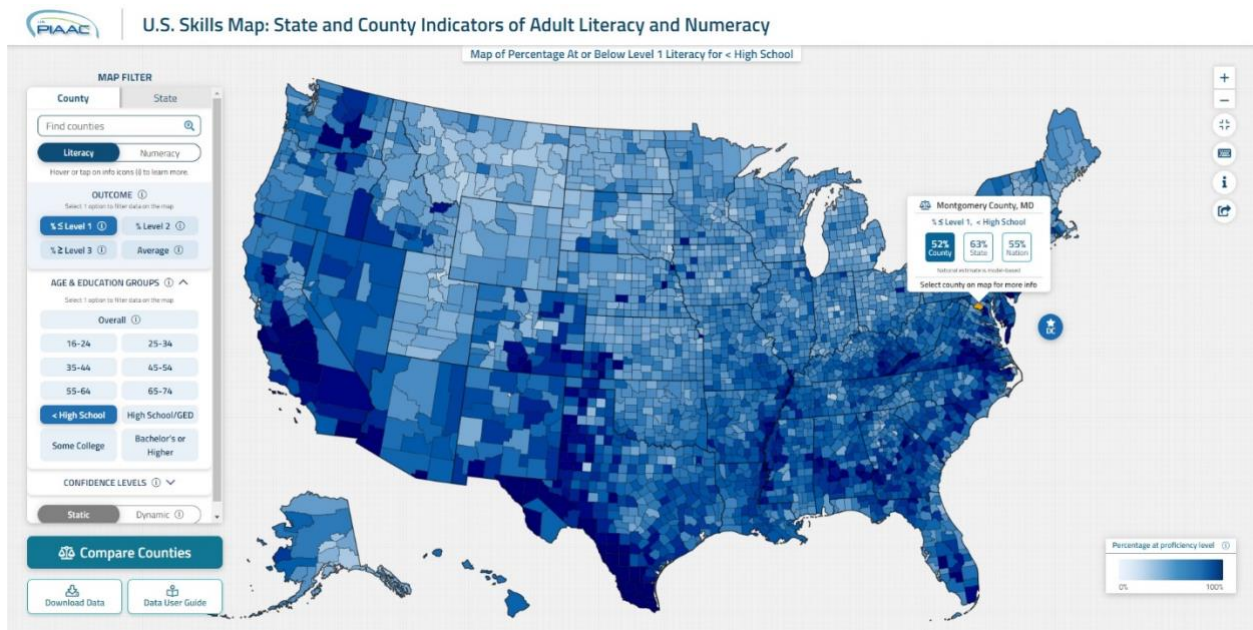
UNITED STATES

Reporting: **Andreea L. Erciulescu and Michael Wolf**

Model-based Adult Proficiency Official Statistics

The Program for the International Assessment of Adult Competencies (PIAAC) study is a multicycle international survey of adult skills and competencies sponsored by the Organization for Economic Cooperation and Development (OECD). The survey examines a range of basic skills in the information age and assesses these adult skills consistently across participating countries. The first cycle of PIAAC included three rounds: 24 countries participated in 2011-12 (round 1), 9 additional

countries participated in 2014-15 (round 2), and 5 additional countries participated in 2017-18 (round 3). The United States (U.S.) participated in all three rounds of the first cycle of PIAAC and its combined 2012/2014/2017 sample was used to produce the county and state estimates, by age groups and by education groups, released in the [U.S. PIAAC Skills Map. Recent model-based small area estimation developments](#) have made it possible for the construction of reliable estimates at such fine levels of aggregation. The figure below provides an example of county-level estimates of proportion of adult individuals with less than high school education and with literacy at or below Level 1 (i.e., a score between 0 and 225). The U.S. PIAAC data are used by state and county adult education departments to plan interventions, allocate resources and provide information to the general public.



Publication of U.S. Occupational Employment Projections

On September 8, 2022, the U.S. Bureau of Labor Statistics (BLS) published long-term occupational employment projections for the period 2021-31. BLS releases new projections annually, with the goal of identifying long-run structural changes in the labor market.

Nurse practitioners	45.7%	112.7	\$120,680
Wind turbine service technicians	44.3%	4.9	\$56,260
Ushers, lobby attendants, and ticket takers	40.5%	25.6	\$24,440
Motion picture projectionists	40.3%	0.8	\$29,350
Cooks, restaurant	36.6%	459.9	\$30,010
Data scientists	35.8%	40.5	\$100,910
Athletes and sports competitors	35.7%	5.7	\$77,300
Information security analysts	34.7%	56.5	\$102,600
Statisticians	32.7%	11.2	\$95,570
Umpires, referees, and other sports officials	31.7%	4.2	\$35,860

Projections are a critical component of U.S. workforce development systems and help align education and training programs with the hiring needs of businesses. Projections also are used for making individual career decisions by students, parents, counselors, dislocated workers, jobseekers, and career changers.

Nurse practitioners are projected to experience the fastest employment growth of all occupations. Healthcare facilities are increasingly using team-based healthcare models, which utilize nurse practitioners, physician assistants, and other healthcare practitioners to provide patient care that would otherwise be provided by a doctor. Wind turbine service technicians are the second fastest growing occupation, reflecting the strong expected future demand for green energy sources.

The growth of the digital economy is reflected in the increased demand for data scientists and statisticians to collect, organize, and analyze the vast quantities of data now being generated to derive insights and aid decision-making processes, as well as in the growth of information security analysts to protect digital data and information systems. The residual impacts of the pandemic are also visible in the projections, with the fast growth in select leisure and hospitality occupations, such as motion picture projectionists, reflecting the recovery of these sectors of the economy after they experienced large employment losses during the early stages of the pandemic.

Further Information

In addition to occupational employment projections, the BLS projections program publishes data on projections for the labor force and labor force participation rates, the aggregate economy, industry output and employment, and education and training requirements.



Conferences on survey statistics and related areas

12e Colloque Francophone sur les Sondages

The French National Institute for Demographic Studies INED will host les **12^e Colloque Francophone sur les Sondages** from March 22-24, 2023, on Campus Condorcet at Aubervilliers. Tuesday 21 March 2023 will be devoted to training workshops.

Registration ends on January 30th!



For more information <https://sondages2023.sciencesconf.org/>

ITACOSM 2023 – The 8th Italian Conference on Survey Methodology

ITACOSM is a bi-annual international conference organized by the Survey Sampling Group (S2G) of the Italian Statistical Society (SIS) whose aim is promoting the scientific discussion on the developments of theory and application of survey sampling methodologies in the fields of economics, social and demographic sciences, of official statistics and in the studies on biological and environmental phenomena.

For the 8th edition of the conference the main title chosen by the Scientific Committee is **New Challenges for sample surveys: innovation through tradition**. Contributions from survey practitioners, researchers, official statisticians and statistics stakeholders are welcome. **A prize for young researchers is established.**

ITACOSM2023 will be held in presence at the University of Calabria (Italy) from 7 to 9 June, 2023.



All updates are available on the website of the conference:

<https://meetings3.sis-statistica.org/index.php/itacosm2023/main>

SAE 2023

The **Small Area Estimation, Surveys and Data Science** international conference will take place at the Pontifical Catholic University of Perú, Lima, on **June 7 - 9, 2023**. This international conference will serve as a bridge among statisticians, survey methodologists, computer scientists, and others interested in combining information from multiple databases to develop reliable inferences at granular levels. In addition to traditional topics in SAE, the conference will cover a few emerging topics in surveys and official statistics. **All conference presentations will be strictly in-person. However, it will be possible to attend the conference virtually.** Currently, the Program Committee of SAE 2023 invites the submission of Invited Session and Contributed Session proposals. In addition to traditional topics in SAE, we expect to cover a few emerging topics in survey and official statistics (e.g., combining multiple sources of data, nonprobability sampling, probabilistic record linkage, data fusion, statistical disclosure control, etc.). Each invited session is expected to be 90 minutes long, with three speakers, or three speakers plus a discussant. The organizer could be one of the speakers. Please include the name of a session chair who should not participate as a speaker or the session's discussant. The proposal should include an outline/summary of the session and information (name, affiliation, email address) about the session organizer, speakers, discussant (if any), and session chair.



Relevant updated information about the conference, including abstract submission and registration, will be posted on the conference website

<https://sae2023.pucp.edu.pe/>.

If you have further questions, contact Mr Andrés Gutiérrez (andres.gutierrez@cepal.org), ECLAC's Regional Adviser on Social Statistics; or Mr Angelo Cozzubo (angelo.cozzubo@pucp.edu.pe), PUCP researcher.

WSC 2023

ISI2023 The **64th ISI World Statistics Congress** will be face-to-face and held in **Ottawa, Canada** on **July 16 - 20, 2023**.



<https://www.isi2023.org/conferences/ottawa-2023/>

Join the ISI WSC 2023 to celebrate the world of statistics and statisticians – there are some great reasons why you must not miss this edition of ISI WSC!

Return to Face-to-Face Meeting – Celebrate the work of the statistics and data science community in our first face to face meeting in four years


Keynote Speakers - ISI is very proud to announce that the President's Invited Speaker for WSC 2023 will be Professor Robert Groves, Provost of Georgetown University, Washington, D.C.

Networking – Collaborate and learn and enrich your thinking with colleagues from around the world.

BANOCOSS 2023

The 6TH BALTic-NORDic CONFERENCE ON SURVEY STATISTICS under the title

Survey Statistics meets Data Science will be held in Helsinki, Finland, in August, 21-25, 2023.



Webpage: <https://wiki.helsinki.fi/display/BNU/BANOCOSS2023>

European Establishment Statistics Workshop 2023



EESW23, the eight biennial European Establishment Statistics Workshop, is a prime European opportunity to follow developments and interact with like-minded official statistics methodologists, academic researchers and private sector professionals in the fields of business, economic and other areas of establishment statistics.

More information: sites.google.com/enbes.org/home/home/news-and-events/eesw23

BigSurv23

The third international conference on ***Big Data Meets Survey Science*** will be held on **October 26-29, 2023**, at Universidad San Francisco de Quito in Ecuador. It is currently accepting abstracts and session proposals on **Connecting Innovations in Data Science, Survey Research, and the Social Sciences**.

The call for abstracts and session proposals **closes on February 24, 2023**.



Additional information on the presentation formats and tracks can be found on the BigSurv23 website at <https://www.bigsurv.org/abstracts>

In Other Journals

Journal of Survey Statistics and Methodology

Volume 10, Issue 4, September 2022

<https://academic.oup.com/jssam/issue/10/4>

Editor's note

A Message from the Editors

Kristen Olson, Katherine Jenny Thompson

Survey Methodology

Using Smartphones to Capture and Combine Self-Reports and Passively Measured Behavior in Social Research

Florian Keusch, Frederick G Conrad

Exploring the Feasibility of Recruiting Respondents and Collecting Web Data via Smartphone: A Case Study of Text-To-Web Recruitment for a General Population Survey in Germany

Hannah Bucher, Matthias Sand

Increasing Participation in a Mobile App Study: The Effects of a Sequential Mixed-Mode Design and In-Interview Invitation

Annette Jäckle, Alexander Wenz, Jonathan Burton, Mick P Couper

Perceived Burden, Focus of Attention, and the Urge to Justify: The Impact of the Number of Screens and Probe Order on the Response Behavior of Probing Questions

Katharina Meitinger, Adrian Toroslu, Klara Raiber, Michael Braun

A Dynamic Survival Modeling Approach to the Prediction of Web Survey Breakoff

Felicitas Mittereder, Brady T West

Capture–Recapture Estimation of Characteristics of U.S. Local Food Farms Using a Web-Scraped List Frame

Michael Hyman, Luca Sartore, Linda J Young

Questionnaire Complexity, Rest Period, and Response Likelihood in Establishment Surveys

Joseph Rodhouse, Tyler Wilson, Heather Ridolfo

Survey Statistics

An Adaptive Mode Adjustment for Multimode Household Surveys

J Michael Brick, Courtney Kennedy, Ismael Cervantes-Flores, Andrew W Mercer

Benefits of Adaptive Design Under Suboptimal Scenarios: A Simulation Study

Shiyu Zhang

Testing for Phases of Dropout Attrition Using Change-Point Hazard Models

Camille J Hochheimer, Roy T Sabo

A Note About the Definition of Response Propensity for Survey Nonresponse

Roderick J Little

Reducing Variance with Sample Allocation Based on Expected Response Rates in Stratified Sample Designs

Blanka Szeidl, Tamás Rudas

Volume 10, Issue 5, November 2022

<https://academic.oup.com/jssam/issue/10/5>

Survey Methodology

Lack of Replication or Generalization? Cultural Values Explain a Question Wording Effect

Henning Silber, Endre Tvinnereim, Tobias H Stark, Annelies G Blom, Jon A Krosnick, Michael Bosnjak, Sanne Lund Clement, Anne Cornilleau, Anne-Sophie Cousteaux, Melvin John, Gudbjorg Andrea Jonsdottir, Karen Lawson, Peter Lynn, Johan Martinsson, Ditte Shamshiri-Petersen, Su-Hao Tu

Underreporting of Purchases in the US Consumer Expenditure Survey

Stephanie Eckman

A Simple Question Goes a Long Way: A Wording Experiment on Bank Account Ownership

Marco Angrisani, Mick P Couper

Assessing the Quality of Self-Reported Financial Information

Carlos Madeira, Paula Margaretic, Felipe Martínez, Pedro Roje

Using Visual Grouping to Improve Navigation of Skip Patterns in Mail Surveys: An Experiment

Rebecca J Powell, Jolene D Smyth

Split Questionnaire Designs for Online Surveys: The Impact of Module Construction on Imputation Quality

Julian B Axenfeld, Annelies G Blom, Christian Bruch, Christof Wolf

Survey Statistics

Optimality of the Recursive Neyman Allocation

Jacek Wesolowski, Robert Wieczorkowski, Wojciech Wójciak

A Cautionary Note on the Hanurav–Vijayan Sampling Algorithm

Guillaume Chauvet

Using Capture–Recapture Methodology to Enhance Precision of Representative Sampling-Based Case Count Estimates

Robert H Lyles, Yuzi Zhang, Lin Ge, Cameron England, Kevin Ward, Timothy L Lash, Lance A Waller

Prediction of Finite Population Proportion When Responses are Misclassified


Sumanta Adhya, Surupa Roy, Tathagata Banerjee

Estimating Population Size from a Privatized Network Sample

Ian E Fellows

Risk-Efficient Bayesian Data Synthesis for Privacy Protection

Jingchen Hu, Terrance D Savitsky, Matthew R Williams



Survey Methodology, December 2022, vol. 48, no.2

<https://www150.statcan.gc.ca/n1/pub/12-001-x/12-001-x2022002-eng.htm>

Waksberg Invited Paper Series

Bayes, buttressed design-based ideas, is the best overarching paradigm for sample survey inference

Roderick J. Little

Special discussion paper

Statistical inference with non-probability survey samples

Changbao Wu

Comments on “Statistical inference with non-probability survey samples” – Non-probability samples: An assessment and way forward

Michael A. Bailey

Comments on “Statistical inference with non-probability survey samples”

Michael R. Elliott

Comments on “Statistical inference with non-probability survey samples”

Sharon L. Lohr

Comments on “Statistical inference with non-probability survey samples” – Miniaturizing data defect correlation: A versatile strategy for handling non-probability samples

Xiao-Li Meng

Comments on “Statistical inference with non-probability survey samples”

Zhonglei Wang and Jae Kwang Kim

Author’s response to comments on “Statistical inference with non-probability survey samples”

Changbao Wu

Regular papers

Are deep learning models superior for missing data imputation in surveys? Evidence from an empirical comparison

Zhenhua Wang, Olanrewaju Akande, Jason Poulos and Fan Li

Multilevel time series modelling of antenatal care coverage in Bangladesh at disaggregated administrative levels

Sumonkanti Das, Jan van den Brakel, Harm Jan Boonstra and Stephen Haslett

Optimal linear estimation in two-phase sampling

Takis Merkouris

Bayesian spatial models for estimating means of sampled and non-sampled small areas

Hee Cheol Chung and Gauri S. Datta

Journal of Official Statistics



Volume 38 (2022): Issue 3 (September 2022)

<https://sciendo.com/issue/JOS/38/3>

Construction of Databases for Small Area Estimation

Emily Berg

Hierarchical Bayesian Model with Inequality Constraints for US County Estimates

Lu Chen, Balgobin Nandram and Nathan B. Cruze

Timely Estimates of the Monthly Mexican Economic Activity

Francisco Corona, Graciela González-Farías and Jesús López-Pérez

Small Domain Estimation of Census Coverage – A Case Study in Bayesian Analysis of Complex Survey Data

Joane S. Elleouet, Patrick Graham, Nikolai Kondratev, Abby K. Morgan and Rebecca M. Green

Identifying Data Quality Challenges in Online Opt-In Panels Using Cognitive Interviews in English and Spanish

Yazmín García Trejo, Mikelyn Meyers, Mandi Martinez, Angela O'Brien, Patricia Goerman and Betsarí Otero Class

Measuring and Mapping Micro Level Earning Inequality towards Addressing the Sustainable Development Goals – A Multivariate Small Area Modelling Approach

Saurav Guha and Hukum Chandra

Economic Nowcasting with Long Short-Term Memory Artificial Neural Networks (LSTM)

Daniel Hopp

Variable Inclusion Strategies through Directed Acyclic Graphs to adjust Health Surveys subject to Selection Bias for Producing National Estimates

Yan Li, Katherine E. Irimata, Yulei He and Jennifer Parker

Pseudo Bayesian Mixed Models under Informative Sampling

Terrance D. Savitsky and Matthew R. Williams

Volume 38 (2022): Issue 4 (December 2022)

Special Issue on Respondent Burden

<https://sciendo.com/issue/JOS/38/4>

Preface Overview of the Special Issue on Respondent Burden

Robin L. Kaplan, Jessica Holzberg, Stephanie Eckman and Deirdre Giesen

Response Burden – Review and Conceptual Framework

Ting Yan and Douglas Williams

Testing a Planned Missing Design to Reduce Respondent Burden in Web and SMS Administrations of the CAHPS Clinician and Group Survey (CG-CAHPS)

Philip S. Brenner, J. Lee Hargraves and Carol Cosenza

Response Burden and Dropout in a Probability-Based Online Panel Study – A Comparison between an App and Browser-Based Design

Caroline Roberts, Jessica M.E. Herzing, Marc Asensio Manjon, Philip Abbet and Daniel Gatica-Perez

The Effect of Burdensome Survey Questions on Data Quality in an Omnibus Survey

Angelica Phillips and Rachel Stenger

Relationship Between Past Survey Burden and Response Probability to a New Survey in a Probability-Based Online Panel

Haomiao Jin and Arie Kapteyn

The Effects of Response Burden – Collecting Life History Data in a Self-Administered Mixed-Device Survey

Johann Carstensen, Sebastian Lang and Fine Cordua

Your Best Estimate is Fine. Or is It?

Jerry Timbrook, Kristen Olson and Jolene D. Smyth

Analyzing the Association of Objective Burden Measures to Perceived Burden with Regression Trees

Daniel K. Yang and Daniell S. Toth

Modeling the Relationship between Proxy Measures of Respondent Burden and Survey Response Rates in a Household Panel Survey

Morgan Earp, Robin Kaplan and Daniell Toth

Exploring Burden Perceptions of Household Survey Respondents in the American Community Survey

Jessica Holzberg and Jonathan Katz

Determination of the Threshold in Cutoff Sampling Using Response Burden with an Application to Intrastat

Sašo Polanec, Paul A. Smith and Mojca Bavdaž

A User-Driven Method for Using Research Products to Empirically Assess Item Importance in National Surveys

Ai Rene Ong, Robert Schultz, Sofi Sinozich, Jennifer Sinibaldi, Brady T West, James Wagner and John Finamore

Survey Practice

Vol. 15, Issue 1, 2022

<https://www.surveypractice.org/issue/3951>

In-Brief Notes

Survey Monetary Incentives: Digital Payments as an Alternative to Direct Mail

Tiffany S. Neman Jennifer Dykema Dana Garbarski Cameron Jones Nora Cate Schaeffer Dorothy Farrar-Edwards

Articles

Lessons Learned from Conducting Paired Cognitive Interview Studies to Examine the Feasibility of Proxy Reporting

Jonathan Katz Jasmine Luck Jenna Fulton

Experimental Effects of Advance Postcards, Survey Title, Questionnaire Length, and Questionnaire Content on Response Rates and Incentive Costs in a Mail Non-Response Follow-Up Survey

Matthew DeBell

Transitioning the FDA Food Safety and Nutrition Survey from RDD to ABS

Martine Ferguson Amy M. Lando Fanfan Wu Linda Verrill

The Utility of a Random Forest Propensity Adjustment in Recurring Hybrid Probability-Nonprobability Samples: Evidence from a Tracking Poll

Michael T Jackson Arifah Hasanbasri Cameron McPhee Jordon Peugh

Respondent Perceptions of Previously Reported Data

Joseph B Rodhouse Kathy Ott

Survey Research Methods

Journal of the European Survey Research Association

Vol 16 No 2 (2022)

<https://ojs.ub.uni-konstanz.de/srm/issue/view/230>

Articles

What Parcel Tax Records Tell Us About Homeownership Measurement in Surveys

Shiyu Zhang, James Wagner, Elisabeth R. Gerber, Jeffrey D. Morenoff

Observing Interviewer Performance in Slices or by Traces: A Comparison of Methods to Predict Interviewers' Individual Contributions to Interviewer Variance

Celine Wuyts, Geert Loosveldt

Boosting Survey Response Rates by Announcing Undefined Lottery Prizes in Invitation Email Subject Lines Evidence from a Global Randomized Controlled Trial

Syedah Ahmad, Robert Lensink, Annika Mueller

The Role of the Interviewer in Producing Mode Effects: Results From a Mixed Modes Experiment Comparing Face-to-Face, Telephone and Web Administration

Steven Hope, Pamela Campanelli, Gerry Nicolaas, Peter Lynn, Annette Jäckle

Answer Refused: Exploring How Item Non-response on Domestic Abuse Questions in a Social Survey Affects Analysis

Valeria Skafida, Fiona Morrison, John Devaney

Replication Studies

Comparing Probability-Based Surveys and Nonprobability Online Panel Surveys in Australia: A Total Survey Error Perspective

Paul John Lavrakas, Darren Pennay, Dina Neiger, Ben Phillips

Vol 16 No 3 (2022)

<https://ojs.ub.uni-konstanz.de/srm/issue/view/232>

The Blind Spot: Studying the Association Between Survey Nonresponse and Adherence to COVID-19 Governmental Regulations in a Population-Based German Web-Survey

Martin Wetzel, Bettina Hünteler

Survey Response in RDD-Sampling SMS-Invitation Web-Push Study

Sebastian Kocar

Choosing Who to Follow: The Long-Run Impact of Following Rules on the Sample Size and Composition of Household Panel Surveys

Nicole Watson

Adapting the Robust Effect Size Cliff's Delta to Compare Behaviour Profiles

Frank Bais, Joost van der Neut

Harmonizing Single-Question Instruments for Latent Constructs With Equating Using Political Interest as an Example.

Ranjit Konrad Singh

An Item Response Theory Analysis and Psychometric Properties of the Czech Version of the Satisfaction with Life Scale

Radka Hanzlová

How and Why Does the Mode of Data Collection Affect Consent to Data Linkage?

Annette Jäckle, Jonathan Burton, Mick P. Couper, Thomas F. Crossley, Sandra Walzenbach

Other Journals

- **Statistical Journal of the IAOS**

- <https://content.iospress.com/journals/statistical-journal-of-the-iaos/>

- **International Statistical Review**

- <https://onlinelibrary.wiley.com/journal/17515823>

- **Transactions on Data Privacy**
 - <http://www.tdp.cat/>
- **Journal of the Royal Statistical Society, Series A (Statistics in Society)**
 - <https://rss.onlinelibrary.wiley.com/journal/1467985x>
- **Journal of the American Statistical Association**
 - <https://amstat.tandfonline.com/uasa20>
- **Statistics in Transition**
 - <https://sit.stat.gov.pl>

Welcome New Members!

We are very pleased to welcome the following new IASS members!

Title	First name	Surname	Country
DR.	Dharmendra Kumar	Yadav	India
DR.	Med	Verma	India
DR.	Enrique	de Alba	Mexico
DR.	Steven B.	Cohen	United States
MR.	John R.B.	King	United Kingdom

IASS Executive Committee Members

Executive officers (2022 – 2024)

President:	Monica Pratesi (Italy)	monica.pratesi@unipi.it
President-elect:	Natalie Shlomo (UK)	natalie.shlomo@manchester.ac.uk
Vice-Presidents:		
Scientific Secretary:	M. Giovanna Ranalli (Italy)	maria.ranalli@unipg.it
VP Finance	Jairo Arrow (South Africa)	jairo.arrow@gmail.com
Liaising with ISI EC and ISI PO plus administrative matters	Natalie Shlomo (UK)	natalie.shlomo@manchester.ac.uk
Chair of the Cochran-Hansen Prize Committee and IASS representative on the ISI Awards Committee:	Nikos Tzavidis (UK)	n.tzavidis@soton.ac.uk
IASS representatives on the World Statistics Congress Scientific Programme Committee:	Natalie Shlomo (UK)	natalie.shlomo@manchester.ac.uk
IASS representative on the World Statistics Congress short course committee:	Natalie Shlomo (UK)	natalie.shlomo@manchester.ac.uk
IASS representative on the ISI publications committee	M. Giovanna Ranalli (Italy)	maria.ranalli@unipg.it
IASS Webinars Representatives 2021-2023	Andrea da Silva (Brazil)	andrea.silva@ibge.gov.br
Ex Officio Member:	Ada van Krimpen	an.vankrimpen@cbs.nl

IASS Twitter Account @iass_isi (https://twitter.com/iass_isi)

IASS LinkedIn Account

<https://www.linkedin.com/company/international-association-of-survey-statisticians-iass>



Institutional Members

International organisations:

- Eurostat (European Statistical Office)


National statistical offices:

- Australian Bureau of Statistics, Australia
- Instituto Brasileiro de Geografia e Estatística (IBGE), Brazil
- Statistics Canada, Canada
- Statistics Denmark, Denmark
- Statistics Finland, Finland
- Statistisches Bundesamt (Destatis), Germany
- Israel Central Bureau of Statistics, Israel
- Istituto nazionale di statistica (Istat), Italy
- Statistics Korea (KOSTAT), Republic of Korea
- EC Eurostat – Unit 01: External & Interinst.
- Direcção dos Serviços de Estatística e Censos (DSEC), Macao, SAR China
- Statistics Mauritius, Mauritius
- Instituto Nacional de Estadística y Geografía (INEGI), Mexico
- Statistics New Zealand, New Zealand
- Statistics Norway, Norway
- Instituto Nacional de Estatística (INE), Portugal
- Statistics Sweden, Sweden
- Turkish Statistical Institute (Turkstat)
- National Agricultural Statistics Service (NASS), United States
- National Center of Health Statistics (NCHS), United States

Private companies:

- Westat, United States

**Read *the Survey Statistician*
online!**



<http://isi-iass.org/home/services/the-survey-statistician/>